


HITACHI OIL-FREE SCREW COMPRESSOR

HITACHI
Inspire the Next

OIL FREE SCREW

SINGLE STAGE / TWO STAGE



Hitachi Social Innovation

- Environment Friendly, High Standard Oil-Free Rotary Screw Compressor (DSP)

Since the first Hitachi air compressor (1911),
Hitachi has become one of the global leading manufacturers in air compressor.
With the concept 'Toward the next 100 years, Contribute to Environment and Energy-Saving',
Hitachi commit ourselves to unstoppable effort in technology innovation.
With high standard reliability, excellent Energy-Saving and various air solutions,
Hitachi will contribute to the industrial growth and development.



Premium Air Quality

True Oil-Free Air at Class 0 Level

Test and analysis of condensation of oil in the discharge air of Hitachi Oil-free Screw Compressor (DSP) are implemented by third party (TÜV) based on ISO8573-1 standard. By the test result, oil contained in the discharge air of Hitachi DSP is proved and certified as the highest level of quality air "Class 0".



ISO 8573-1:2010 [-:-:0]



Industry Standard in Energy-Saving, Environment Friendly and High Quality

- From small to large, Full Line-Up (15-240kW)

15-55kW Single-Stage

NEXT II series

MPa: 0.30/0.40/0.70
m³/min: 2.0 - 8.5

- VSD
- Fixed Speed
- Air-Cooled
- Water-Cooled
- With Built-in Dryer
- Without Dryer



22-120kW Two-Stage

NEXT II series

MPa: 0.70/0.88/0.93
m³/min: 3.2 - 21.0

- VSD
- Fixed Speed
- Air-Cooled
- Water-Cooled
- With Built-in Dryer
- Without Dryer



132-240kW Two-Stage

NEXT II series

MPa: 0.75/0.93/1.0
m³/min: 19.0 - 40.5

- VSD
- Fixed Speed
- Air-Cooled
- Water-Cooled
- Without Dryer



■ OIL FREE SCREW (DSP) Model List

● Fixed Speed Type

			Nominal Output (kW)															
Model			15	22	30	37	45	55	75	90	100	120	132	145	160	200	240	
Single-Stage	Air-Cooled	Built-in Dryer	●	●		●		●										
		Without Dryer	●	●		●		●										
	Water-Cooled	Without Dryer	●	●		●		●										
Two-Stage	Air-Cooled	Built-in Dryer		●	●	●	●	●	●									
		Without Dryer		●	●	●	●	●	●	●	●	●	●	●	●	●	●	●
	Water-Cooled	Built-in Dryer					●	●	●									
		Without Dryer					●	●	●	●	●	●	●	●	●	●	●	●

● V-type (VSD)

			Nominal Output (kW)															
Model			15	22	30	37	45	55	75	90	100	120	132	145	160	200	240	
Single-Stage	Air-Cooled	Built-in Dryer		●		●		●										
		Without Dryer		●		●		●										
	Water-Cooled	Without Dryer				●		●										
Two-Stage	Air-Cooled	Built-in Dryer				●		●	●									
		Without Dryer				●		●	●		●							
	Water-Cooled	Built-in Dryer						●	●									
		Without Dryer						●	●	●	●					●		●

● : NEXT II Series

High Performance Air-End

Stainless Steel Rotor

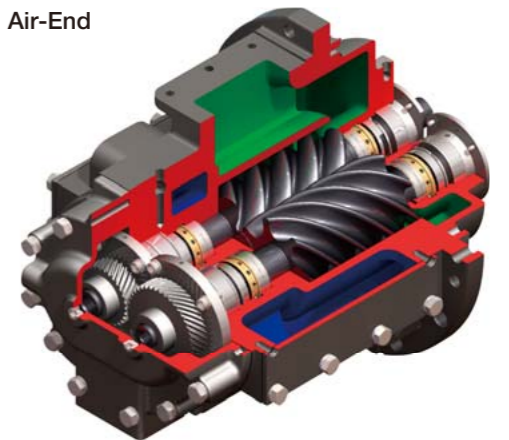
Particular stainless steel, which is superior in corrosion resistance and durability, is applied for rotor with highly accurate grinding. Furthermore, compensated profile, which is optimized for thermal expansion during operation, enables to keep optimal clearance.

High Performance Coating

Patent JP05416072

Hitachi original coating, which can withstand the high temperature of over 300°C, protects the rotors from a decrease in performance (efficiency, air purity, etc.).

Air-End



Single-Stage, Air-Cooled (15/22/37/55kW)

Single-Stage, Water-Cooled (15/22/37/55kW)

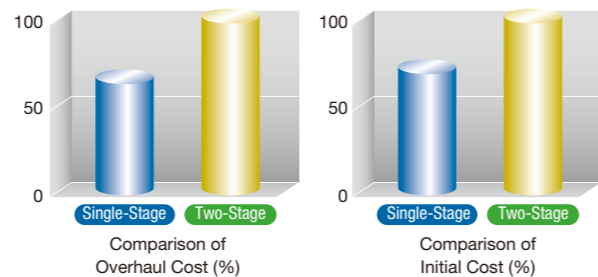


*The above picture shows the internal structure of 55kW Air-Cooled model (V-type).

Cut Down Overhaul and Initial Cost

Comparison of cost with the same air capacity level

Because there is only one air-end for DSP Single-Stage model, the initial cost is lower than Two-Stage model. The overhaul cost, which covers the most of maintenance cost, is about 60% of Two-Stage for the same reason.




*Example of Hitachi 55kW (Single-Stage) and 45kW (Two-Stage), Without Dryer model

Expanded Line-Up (Low Pressure)

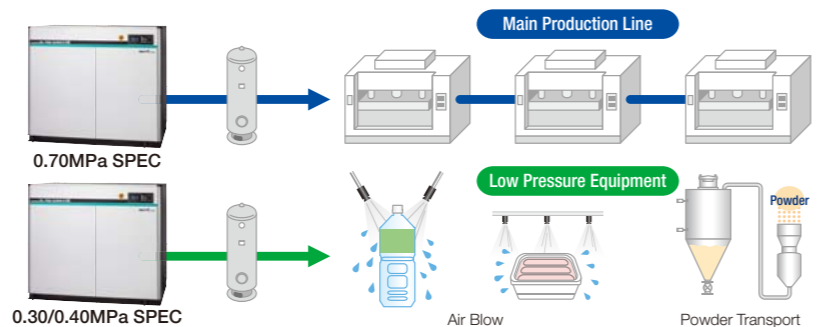
0.30MPa model is newly added

V-type 0.30MPa and Fixed Speed Model 0.40MPa models are available for low pressure application to save the energy.



Applications

In case that the pressure requirement is higher than blower but lower than standard compressor SPEC, low pressure SPEC DSP can be your solution.



Specifications

Air-Cooled, Fixed Speed Model (15-55kW)

[] : Indicates model with Dryer integrated.

Item·Unit	Model	DSP-15A [R] 5N2 DSP-15A [R] 6N2		DSP-22A [R] 5N2 DSP-22A [R] 6N2		DSP-37A [R] 5N2 DSP-37A [R] 6N2		DSP-55A [R] 5N2 DSP-55A [R] 6N2	
		0.70	0.40	0.70	0.40	0.70	0.40	0.70	0.40
Discharge Pressure	MPa	0.70	0.40	0.70	0.40	0.70	0.40	0.70	0.40
Discharge Air Capacity	m³/min	2.0	2.5	3.4	4.0	5.0	5.9	6.4	8.0
Nominal Motor Output	kW	15		22		37		55	
Motor Type	—	4-Pole TEFC Motor							
Intake Air Pressure / Temperature	°C	Atmospheric Pressure / 0 - 45 [2 - 45]							
Discharge Temperature	°C	Ambient Temperature +15 or below							
Discharge Air Pipe Connection	B	Rc1				Rc1-1/2			
Starting Method	—	Full Voltage Start				Star-Delta (3 contact)			
Driving Method	—	V-Belt+Gear-Driven							
Oil Quantity	L	12 (Not filled)				18 (Not filled)			
Cooling Fan Motor Output	kW	0.4				0.65			
Coolant Pump Motor Output (50/60Hz)	kW	0.2/0.3							
[Dryer]	P.D.P	[10 (Under Pressure)]		[10 (Under Pressure)]		[10 (Under Pressure)]		[10 (Under Pressure)]	
	Refrigerator Nominal Output	[0.5]		[1.2]		[1.45]		[1.45]	
Refrigerant	[R407C]		[R410A]		[R410A]		[R410A]		
Weight	kg	770 [800]		850 [910]		1,080 [1,230]		1,330 [1,480]	
Dimensions (WxDxH)	mm	1,400x970x1,400							
Sound Level (1.5m from front)	dB(A)	62	63	63	64	66	68	68	70

Air-Cooled / Water-Cooled, V-type Model (22-55kW)

[] : Indicates model with Dryer integrated.

Item·Unit	Model	DSP-22VA [R] 5N2 DSP-22VA [R] 6N2		DSP-37VA [R] 5N2 DSP-37VA [R] 6N2		DSP-55VA [R] 5N2 DSP-55VA [R] 6N2		DSP-37VWN2		DSP-55VWN2			
		0.70	0.30	0.70	0.30	0.70	0.30	0.70	0.30	0.70	0.30		
Cooling Method	—	Air-Cooled						Water-Cooled					
Discharge Pressure	MPa	0.70	0.30	0.70	0.30	0.70	0.30	0.70	0.30	0.70	0.30		
Discharge Air Capacity	m³/min	3.4	4.6	5.0	6.7	6.4	8.5	5.0	6.7	6.4	8.5		
PQ	Discharge Pressure	0.60		0.60		0.60		0.60		0.60			
	Discharge Air Capacity	3.7		5.5		7.0		5.5		7.0			
WIDEMODE	Discharge Pressure	0.40 [0.50]		0.40 [0.50]		0.40 [0.50]		0.40		0.40			
	Discharge Air Capacity	4.3 [4.0]		6.4 [6.0]		8.2 [7.6]		6.4		8.2			
PQ WIDEMODE Range	MPa	0.40 - 0.70 [0.50 - 0.70]		0.40 - 0.70 [0.50 - 0.70]		0.40 - 0.70 [0.50 - 0.70]		0.40 - 0.70		0.40 - 0.70			
Nominal Motor Output	kW	22		37		55		37		55			
Motor Type	—	4-Pole TEFC Motor						4-Pole TEFC Motor					
Intake Air Pressure / Temperature	°C	Atmospheric Pressure / 0 - 45 [2 - 45]						Atmospheric Pressure / 0 - 45					
Discharge Temperature	°C	Ambient Temperature +15 or below						Cooling Water Temperature +13 or below					
Discharge Air Pipe Connection	B	Rc1-1/2						Rc1-1/2					
Starting Method	—	Inverter						Inverter					
Driving Method	—	V-Belt+Gear-Driven						V-Belt+Gear-Driven					
Oil Quantity	L	12 (Not filled)				18 (Not filled)				14 (Not filled)			
Cooling Fan Motor Output	kW	0.75				0.9				0.2			
Cooling Water Flow Rate	L/min	—						80					
Cooling Water Temperature	°C	—						32 or below					
Cooling Water Pipe Connection	B	—						Rc1					
Coolant Pump Motor Output (50/60Hz)	kW	0.2/0.3											
[Dryer]	P.D.P	[10 (Under Pressure)]		[10 (Under Pressure)]		[10 (Under Pressure)]		—		—			
	Refrigerator Nominal Output	[1.2]		[1.45]		[1.45]		—		—			
Refrigerant	[R410A]		[R410A]		[R410A]		—		—				
Weight	kg	900 [960]		1,140 [1,290]		1,270 [1,420]		1,110		1,240			
Dimensions (WxDxH)	mm	1,650x970x1,400		1,830x980x1,580		2,230x980x1,580		1,830x980x1,580					
Sound Level (1.5m from front)	dB(A)	63	64	66	68	68	70	64	66	64	66		

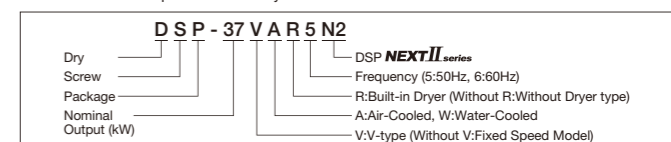
Water-Cooled, Fixed Speed Model (15-55kW)

Item·Unit	Model	DSP-15W5N2 DSP-15W6N2		DSP-22W5N2 DSP-22W6N2		DSP-37W5N2 DSP-37W6N2		DSP-55W5N2 DSP-55W6N2	
		0.70	0.40	0.70	0.40	0.70	0.40	0.70	0.40
Discharge Pressure	MPa	0.70	0.40	0.70	0.40	0.70	0.40	0.70	0.40
Discharge Air Capacity	m³/min	2.0	2.5	3.4	4.0	5.0	5.9	6.4	8.0
Nominal Motor Output	kW	15		22		37		55	
Motor Type	—	4-Pole TEFC Motor							
Intake Air Pressure / Temperature	°C	Atmospheric Pressure / 0 - 45							
Discharge Air Temperature	°C	Cooling Water Temperature +13 or below							
Discharge Air Pipe Diameter	B	Rc1				Rc1-1/2			
Cooling Water Flow Rate	L/min	50				80			
Cooling Water Temperature	°C	35 or below							
Coolant Water Pipe Diameter	B	Rc3/4				Rc1			
Starting Method	—	Full Voltage Start				Star-Delta (3-contact)			
Driving Method	—	V-Belt+Gear-Driven							
Lubricating Oil Quantity	L	10 (Not filled)				14 (Not filled)			
Cooling Fan Motor Output	kW	0.05							
Weight	kg	770		830		1,030		1,280	
Dimensions (WxDxH)	mm	1,400x970x1,400							
Sound Level (1.5m from front side)	dB(A)	62	63	63	64	64	66	64	66

NOTE:

- Capacity is measured according to ISO 1217, fourth edition, Annex C.
- Sound level is the equivalent value at 1.5m in front and 1m height in an anechoic room, under full load operation with no auto drain function. It may vary in different operation conditions or environments. Sound level may be increased by 2dB when PQ WIDEMODE is ON.
- P.D.P is measured at 30 degree C of intake air temperature and rated discharge pressure. P.D.P can be much worse at 0.40MPa or lower discharge pressure. P.D.P can be 13 degree C at 0.60MPa of discharge pressure PQ WIDEMODE ON.
- Built-in dryer 0.30MPa model is NOT available.
- Capacity after built-in dryer is decreased by 3%.
- In case of dust-proof or package filter option, maximum ambient temperature is limited up to 40 degree C, and discharge air temperature of air-cooled models is atmospheric temperature +18 degree C or less.
- Earth leakage circuit breaker is out of supply scope from Hitachi.
- These air compressors are not designed, intended or approved for breathing air applications.

- Pressures are indicated as the gauge pressure.
- Install the air compressor indoors and avoid flammable and corrosive environment, moisture and dust.
- Protruding objects such as discharge pipe are not included in Dimension.
- Hitachi may make improvements and / or changes in the appearance and / or specifications described in this publication at anytime without notice.



Two-Stage, Air-Cooled (22/37/45/55/75/90/100/120kW)



*The above picture shows 75kW Air-Cooled model (V-type).

IPC Control (Intelligent Pressure Control)

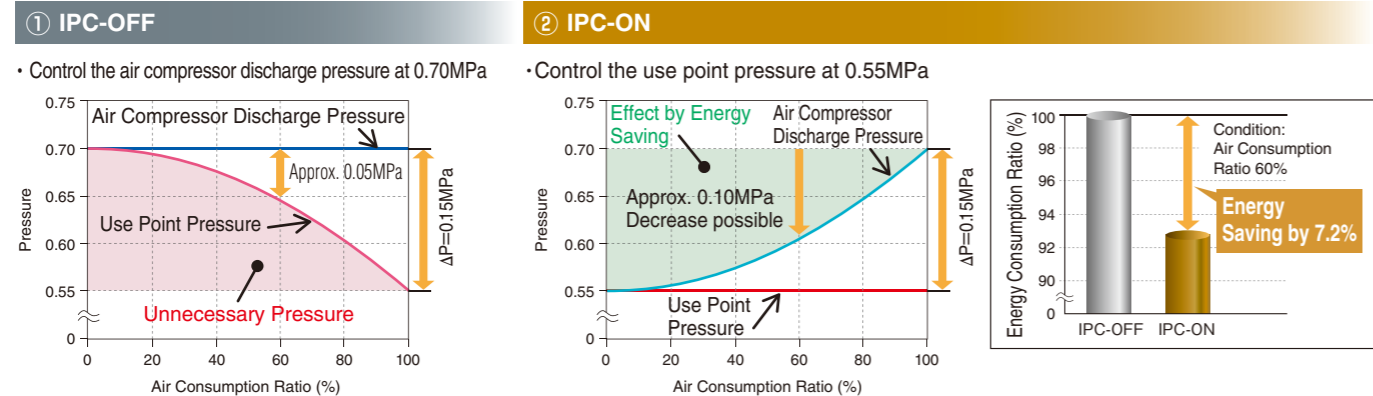
By estimating use point pressure in accordance with air consumption, IPC control decreases discharge pressure during low load operation, which enables Energy-Saving.

Patent JP4425768 and others

Example of effect by IPC

- Conditions**
- Air compressor: DSP-37VATN2
 - Control pressure setting: 0.70MPa
 - Use point pressure during full load: 0.55MPa
 - Piping pressure loss during full load: 0.15MPa

Graph of pressure change (Theoretical values)



*Due to estimation control, use point pressure varies in accordance with use conditions.

IT Communication Functions

USB Flash Memory Possible for Data Logging

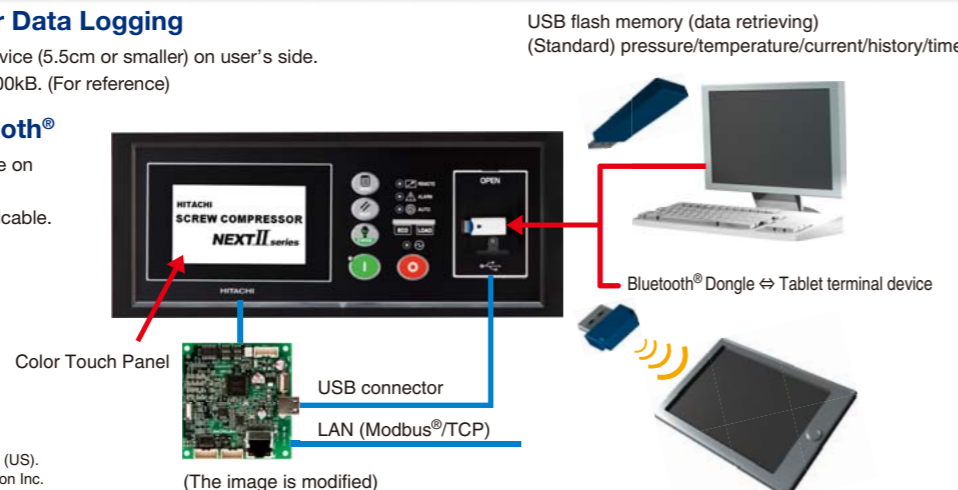
- *Necessary to prepare a USB flash memory device (5.5cm or smaller) on user's side.
- *Operation data for one day is approximately 400kB. (For reference)

Web Server Function via Bluetooth®

- *Necessary to prepare a Bluetooth® USB dongle on your side.
- *For setting changes, part of the items are applicable.

Modbus® Communication

- Open network serial communication Modbus®/RTU is supported as standard
- *Modbus®/TCP support is optional.



• Bluetooth is the registered trademark of Bluetooth SIG, Inc (US).
• Modbus is the registered trademark of Schneider Automation Inc.

Specifications

■ Air-Cooled (22/37kW)

[] : Indicates model with Dryer integrated.

Item · Unit	Model	Fixed Speed Model				V-type Model	
		DSP-22AT [R] 5N2 DSP-22AT [R] 6N2	DSP-30AT [R] 5N2 DSP-30AT [R] 6N2	DSP-37AT [R] 5N2 DSP-37AT [R] 6N2		DSP-37VAT [R] N2	
Discharge Pressure	MPa	0.70	0.88	0.70	0.88	0.70	0.88
Discharge Air Capacity	m ³ /min	3.7	3.2	4.7	4.0	5.5	4.6
Discharge Air Capacity at PQ wide ON of 0.6MPa						6.0	5.6
Nominal Motor Output	kW	22		30		37	
Motor Type	—	4-Pole TEFC				6-Pole DCBL	
Intake Air Pressure / Temperature	°C	Atmospheric Pressure / 0 – 45 [2 – 45]				Atmospheric Pressure / 0 – 45 [2 – 45]	
Discharge Temperature	°C	Ambient Temperature +15 or below				Ambient Temperature +15 or below	
Discharge Pipe Diameter	B	Rc1-1/2				Rc1-1/2	
Starting Method	—	Star-Delta (3 contact)				Soft Start	
Driving Method	—	V-Belt with Auto Tensioner+Gear-Driven				Direct Connection + Gear Driven	
Lubricating Oil Filling	L	15 (Not filled)				15 (Not filled)	
Output of Cooling Fan	kW	1.1 (Inverter)				1.1 (Inverter)	
P.D.P	°C	[10 (Under Pressure)]				[10 (Under Pressure)]	
[Dryer] Refrigerator Nominal Output	kW	[1.45]				[1.45]	
[Dryer] Refrigerant	—	[R410A]				[R410A]	
Weight	kg	1,120 [1,180]		1,230 [1,290]		950 [1,010]	
Dimensions (W×D×H)	mm	1,530×1,150×1,650				1,530×1,150×1,650	
Noise Level (1.5m from front side)	dB(A)	63	64	65	66	66	67

■ Air-Cooled (45/55/75kW)

[] : Indicates model with Dryer integrated.

Item · Unit	Model	Fixed Speed Model				V-type Model	
		DSP-45AT [R] 5N2 DSP-45AT [R] 6N2	DSP-55AT [R] 5N2 DSP-55AT [R] 6N2	DSP-75AT [R] 5N2 DSP-75AT [R] 6N2		DSP-55VAT [R] N2	DSP-75VAT [R] N2
Discharge Pressure	MPa	0.70	0.93	0.70	0.93	0.70	0.93
Discharge Air Capacity	m ³ /min	7.4/7.8	6.2/6.5	9.2	7.2/7.7	9.3	10.9
Discharge Air Capacity at PQ wide ON of 0.6MPa						9.6	12.6
Nominal Motor Output	kW	45		55		75	
Motor Type	—	2-Pole TEFC Flange				6-Pole DCBL	
Intake Air Pressure / Temperature	°C	Atmospheric Pressure / 0 – 45 [2 – 45]				Atmospheric Pressure / 0 – 45 [2 – 45]	
Discharge Temperature	°C	Ambient Temperature +15 or below				Ambient Temperature +15 or below	
Discharge Pipe Diameter	B	2 (Flange)				2 (Flange)	
Starting Method	—	Star-Delta (3 contact)				Soft Start	
Driving Method	—	Direct Connection + Gear Driven				Direct Connection + Gear Driven	
Lubricating Oil Filling	L	25 (Not filled)				25 (Not filled)	
Output of Cooling Fan	kW	1.5 (Inverter)		2.2 (Inverter)		1.5 (Inverter)	2.2 (Inverter)
P.D.P	°C	[10 (Under Pressure)]				[10 (Under Pressure)]	
[Dryer] Refrigerator Nominal Output	kW	[2.2]		[3.0]		[2.2]	[3.0]
[Dryer] Refrigerant	—	[R410A]		[R407C]		[R410A]	[R407C]
Weight	kg	1,600 [1,750]		1,860 [2,030]		1,340 [1,490]	1,560 [1,730]
Dimensions (W×D×H)	mm	2,000×1,300×1,800		2,250×1,300×1,800		2,000×1,300×1,800	2,250×1,300×1,800
Noise Level (1.5m from front side)	dB(A)	63	65	63	65	63	68

■ Air-Cooled (90/100/120kW)

Item · Unit	Model	Fixed Speed Model				V-type Model	
		DSP-90A5 [L] MN2 DSP-90A6 [L] MN2	DSP-100A5 [L] MN2 DSP-100A6 [L] MN2	DSP-120A5MN2 DSP-120A6MN2		DSP-100VA5MN2 DSP-100VA6MN2	
Discharge Pressure	MPa	0.70	0.93	0.70	0.93	0.70	0.93
Discharge Air Capacity	m ³ /min	16.6	13.9	18.0	15.4	18.0	15.4
Nominal Motor Output	kW	90		100		120	
Motor Type	—	2-Pole TEFC Flange				2-Pole TEFC Flange	
Intake Air Pressure / Temperature	°C	Atmospheric Pressure / 0 – 45				Atmospheric Pressure / 0 – 45	
Discharge Temperature	°C	Ambient Temperature +15 or below				Ambient Temperature +15 or below	
Discharge Pipe Diameter	B	2 (Flange)				2 (Flange)	
Starting Method	—	Star-Delta (3 contact)				Inverter	
Driving Method	—	Direct Connection + Gear Driven				Direct Connection + Gear Driven	
Lubricating Oil Filling	L	26 (Not filled)				26 (Not filled)	
Output of Cooling Fan	kW	1.5×2				1.5×2	
Weight	kg	2,200		2,380		2,300	
Dimensions (W×D×H)	mm	2,150×1,520×1,975				2,150×1,520×1,975	
Noise Level (1.5m from front side)	dB(A)	68	70	69	71	72	73

NOTE:

- Capacity is measured according to ISO 1217, fourth edition, Annex C.
- Sound level is the equivalent value at 1.5m in front and 1m height in an anechoic room, under full load operation with no auto drain function. It may vary in different operation conditions or environments. Sound level may be increased by 2dB when PQ WIDEMODE is ON.
- P.D.P is measured at 30 degree C of intake air temperature and rated discharge pressure. P.D.P can be much worse at 0.60MPa or lower discharge pressure. P.D.P can be 13 degree C at 0.60MPa of discharge pressure PQ WIDEMODE ON.
- Capacity after built-in dryer is decreased by 3%.
- In case of dust-proof or package filter option, maximum ambient temperature is limited up to 40 degree C, and discharge air temperature of air-cooled models is atmospheric temperature +18 degree C or less.

- Earth leakage circuit breaker is out of supply scope from Hitachi.
- These air compressors are not designed, intended or approved for breathing air applications.
- Pressures are indicated as the gauge pressure.
- Install the air compressor indoors and avoid flammable and corrosive environment, moisture and dust.
- Protruding objects such as discharge pipe are not included in Dimension.
- Hitachi may make improvements and / or changes in the appearance and / or specifications described in this publication at anytime without notice.

Two-Stage, Water-Cooled (45/55/75/90/100/120kW)



*The above picture shows the internal structure of 75kW Water-Cooled model (V-type).

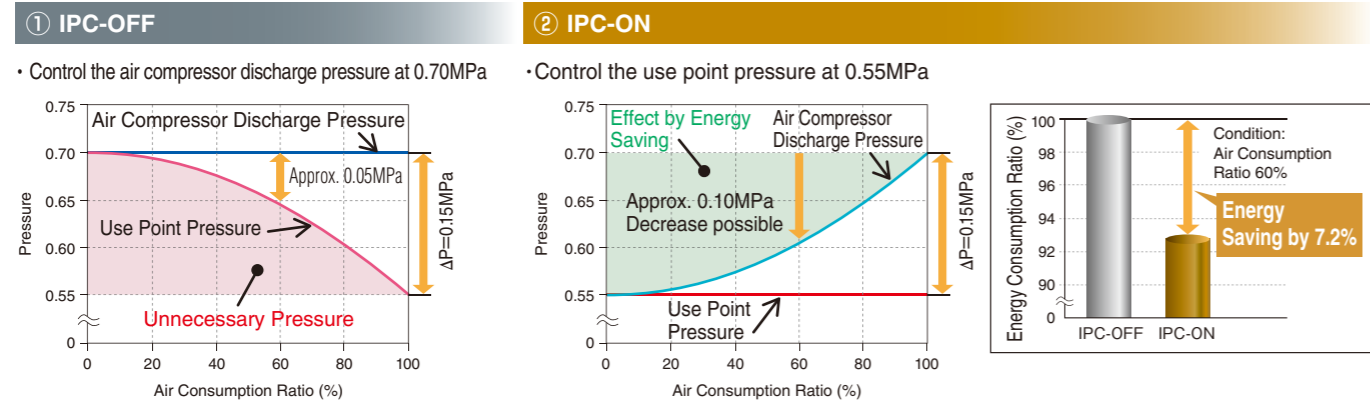
IPC Control (Intelligent Pressure Control)

By estimating use point pressure in accordance with air consumption, IPC control decreases discharge pressure during low load operation, which enables Energy-Saving. Patent JP4425768 and others

Example of effect by IPC

- Conditions**
- Air compressor: DSP-37VATN2
 - Control pressure setting: 0.70MPa
 - Use point pressure during full load: 0.55MPa
 - Piping pressure loss during full load: 0.15MPa

Graph of pressure change (Theoretical values)



*Due to estimation control, use point pressure varies in accordance with use conditions.

IT Communication Functions

USB Flash Memory Possible for Data Logging

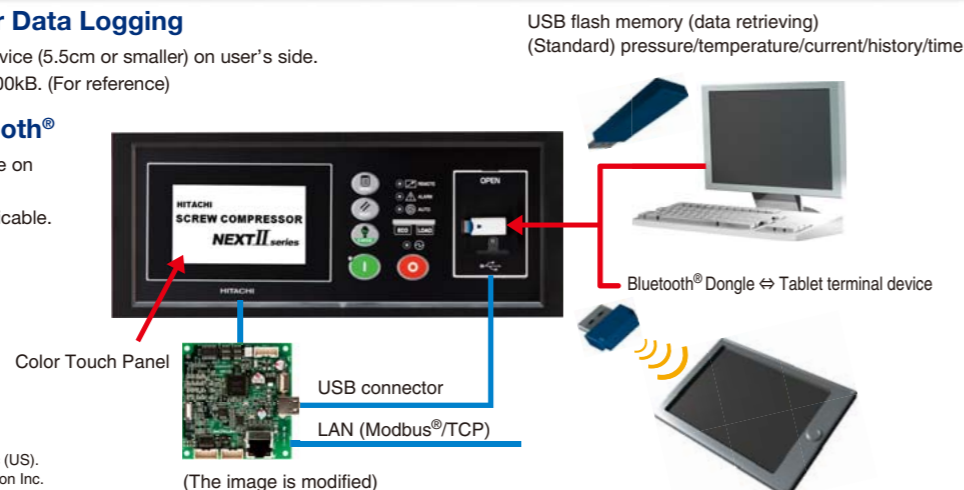
- *Necessary to prepare a USB flash memory device (5.5cm or smaller) on user's side.
- *Operation data for one day is approximately 400kB. (For reference)

Web Server Function via Bluetooth®

- *Necessary to prepare a Bluetooth® USB dongle on your side.
- *For setting changes, part of the items are applicable.

Modbus® Communication

- Open network serial communication Modbus®/RTU is supported as standard
- *Modbus®/TCP support is optional.



•Bluetooth is the registered trademark of Bluetooth SIG, Inc (US).
•Modbus is the registered trademark of Schneider Automation Inc.

Specifications

Water-Cooled (45/55/75kW)

[] : Indicates model with Dryer integrated.

Item·Unit	Model	Fixed Speed Model				V-type Model	
		DSP-45WT [R] 5N2 DSP-45WT [R] 6N2	DSP-55WT [R] 5N2 DSP-55WT [R] 6N2	DSP-75WT [R] 5N2 DSP-75WT [R] 6N2	DSP-55VWT [R] N2	DSP-75VWT [R] N2	
Discharge Pressure	MPa	0.70	0.93	0.70	0.93	0.70	0.93
Discharge Air Capacity (50Hz/60Hz)	m ³ /min	7.5/7.9	6.4/6.7	9.4	7.4/7.9	13.2	10.7/11.3
Discharge Air Capacity at PQ wide ON of 0.6MPa	m ³ /min	-					
Nominal Motor Output	kW	45		55		75	
Motor Type	-	2-Pole TEFC Flange				6-Pole DCBL	
Intake Air Pressure / Temperature	-	Atmospheric Pressure / 0 - 45 [2 - 45]					
Discharge Temperature	°C	Cooling Water Temperature +13 or below					
Discharge Pipe Diameter	B	2 (Flange)					
Starting Method	-	Star-Delta (3 contact)					
Driving Method	-	Direct Connection + Gear Driven					
Lubricating Oil Filling	L	15 (Not filled)					
Output of Cooling Fan	kW	0.05x2					
Cooling Water Capacity	L/min	90				120	
Cooling Water Temperature	°C	35 or below					
Cooling Water Pipe Diame	B	Rc 1-1/4					
P.D.P	°C	[10 (Under Pressure)]					
[Dryer] Refrigerator Nominal Output	kW	[2.2]				[3.0]	
[Dryer] Refrigerant	-	[R410A]				[R407C]	
Weight	kg	1,580 [1,730]				1,710 [1,880]	
Dimensions (WxDxH)	mm	2,000x1,300x1,800					
Noise Level (1.5m from front side)	dB(A)	63		63		65	

Water-Cooled (90/100/120kW)

Item·Unit	Model	Fixed Speed Model				V-type Model	
		DSP-90W5 [L] MN2 DSP-90W6 [L] MN2	DSP-100W5 [L] MN2 DSP-100W6 [L] MN2	DSP-120W5MN2 DSP-120W6MN2	DSP-100VW5MN2 DSP-100VW6MN2		
Discharge Pressure	MPa	0.70	0.93	0.70	0.93	0.70	0.93
Discharge Air Capacity	m ³ /min	16.8	14.0	18.3	15.6	21.0	17.6
Nominal Motor Output	kW	90		100		120	
Motor Type	-	2-Pole TEFC Flange				2-Pole TEFC Flange	
Intake Air Pressure / Temperature	-	Atmospheric Pressure / 0 - 45					
Discharge Temperature	°C	Cooling Water Temperature +13 or below					
Discharge Pipe Diameter	B	2 (Flange)					
Starting Method	-	Star-Delta (3 contact)					
Driving Method	-	Direct Connection + Gear Driven					
Lubricating Oil Filling	L	16 (Not filled)					
Cooling Water Capacity	L/min	160				180	
Cooling Water Temperature	°C	35 or below					
Cooling Water Pipe Diame	B	Rc 1-1/2					
Weight	kg	2,050				2,230	
Dimensions (WxDxH)	mm	2,150x1,520x1,825					
Noise Level (1.5m from front side)	dB(A)	66	68	67	69	69	70

NOTE:

- Capacity is measured according to ISO 1217, fourth edition, Annex C.
- Sound level is the equivalent value at 1.5m in front and 1m height in an anechoic room, under full load operation with no auto drain function. It may vary in different operation conditions or environments. Sound level may be increased by 2dB when PQ WIDEMODE is ON.
- P.D.P is measured at 30 degree C of intake air temperature and rated discharge pressure. P.D.P can be much worse at 0.60MPa or lower discharge pressure. P.D.P can be 13 degree C at 0.60MPa of discharge pressure PQ WIDEMODE ON.
- Capacity after built-in dryer is decreased by 3%.
- In case of dust-proof or package filter option, maximum ambient temperature is limited up to 40 degree C.
- Earth leakage circuit breaker is out of supply scope from Hitachi.
- These air compressors are not designed, intended or approved for breathing air applications.
- Pressures are indicated as the gauge pressure.
- Install the air compressor indoors and avoid flammable and corrosive environment, moisture and dust.
- Protruding objects such as discharge pipe are not included in Dimension.
- Hitachi may make improvements and / or changes in the appearance and / or specifications described in this publication at anytime without notice.

Two-Stage, Water-Cooled (132/145/160/200/240kW)

Two-Stage, Air-Cooled (132/145/160/200/240kW)



*The above picture shows the internal structure of 240kW Water-Cooled model (V-type).

High Capacity by Equipping New NEXT II series Air-End

Low Noise Low Vibration

Compact Design by Optimized Layout of Components

High Discharge Pressure Available (up to 1.0MPa)

High Reliability and Easy Maintenance

Totally enclosed flange motor is standard
New totally enclosed flange motor is applied to improve reliability. Motor shaft in direct connection without coupling enables easy maintenance work.

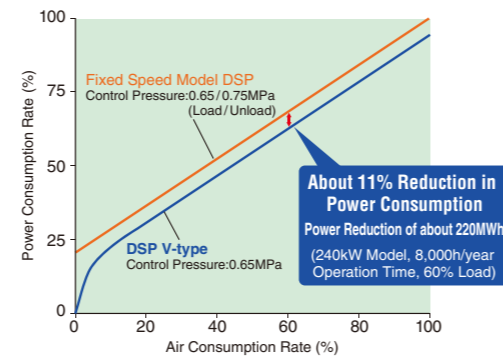
High precooler system (Air-Cooled models)
High precooler system reduces temperature of extremely hot air after aftercooler and Two-Stage cooling structure improves reliability.

High Discharge Pressure Available
1.0MPa is available with high reliability.

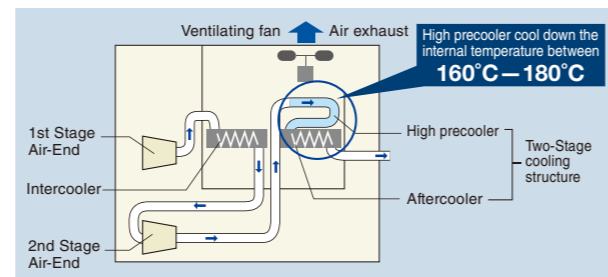
Maintenance Friendly
DSP series provides easy accessibility for inspection and maintenance.

Energy-Saving (V-type)

Further Energy-Saving is achieved by DSP NEXT II series with Built-in Inverter.



*Compared to conventional Load/Unload Control Type, lower pressure setting is possible due to the stable pressure control.



Specifications

Water-Cooled, V-type Model (160/240kW)

Item·Unit	Model	DSP-160VW5N2 DSP-160VW6N2			DSP-240VW5N2 DSP-240VW6N2		
		0.75	0.93	1.0	0.75	0.93	1.0
Discharge Pressure	MPa	0.75	0.93	1.0	0.75	0.93	1.0
Discharge Air Capacity	m³/min	28.5	24.8	23.2	40.5	35.0	32.5
Nominal Motor Output	kW	160			240		
Motor Type	—	4-Pole TEFC Flange Motor					
Intake Air Pressure / Temperature	°C	Atmospheric Pressure / 0 - 45					
Discharge Air Temperature	°C	Cooling Water Temperature + 13 or below					
Discharge Air Pipe Diameter	B	2-1/2 (Flange)			3 (Flange)		
Starting Method	—	Inverter					
Driving Method	—	Direct Connection With Motor+Gear-Driven					
Cooling Water Flow Rate	L/min	240			330		
Cooling Water Temperature	°C	35 or below					
Coolant Water Pipe Diameter	B	Rc2					
Lubricating Oil Quantity	L	40 (Not filled)			50 (Not filled)		
Cooling Fan Motor Output	kW	0.4					
Weight	kg	3,960			4,900		
Dimensions (WxDxH)	mm	2,500x1,600x1,925			2,800x1,800x1,950		
Sound Level (1.5m from front side)	dB(A)	70			71		

Air-Cooled, Fixed Speed Model (132-240kW)

Item·Unit	Model	DSP-132A5N2 DSP-132A6N2			DSP-145A5N2 DSP-145A6N2			DSP-160A5N2 DSP-160A6N2			DSP-200A5N2 DSP-200A6N2			DSP-240A5N2 DSP-240A6N2		
		0.75	0.93	1.0	0.75	0.93	1.0	0.75	0.93	1.0	0.75	0.93	1.0	0.75	0.93	1.0
Discharge Pressure	MPa	0.75	0.93	1.0	0.75	0.93	1.0	0.75	0.93	1.0	0.75	0.93	1.0	0.75	0.93	1.0
Discharge Air Capacity	m³/min	22.5	20.0	19.0	25.0	21.4	20.0	27.5	23.9	22.5	37.0	32.2	30.0	40.0	35.0	32.5
Nominal Motor Output	kW	132			145			160			200			240		
Motor Type	—	4-Pole TEFC Flange Motor														
Intake Air Pressure / Temperature	°C	Atmospheric Pressure / 0 - 45														
Discharge Air Temperature	°C	Ambient Temperature + 15 or below														
Discharge Air Pipe Diameter	B	2-1/2 (Flange)						3 (Flange)								
Starting Method	—	Star-Delta (3-contact)														
Driving Method	—	Direct Connection With Motor+Gear-Driven														
Lubricating Oil Quantity	L	50 (Not filled)						60 (Not filled)								
Cooling Fan Motor Output	kW	4.4 (1.1x4)			3,960			6.0 (1.5x4)								
Weight	kg	3,860			3,960			5,000								
Dimensions (WxDxH)	mm	2,900x1,700x1,925						3,200x1,890x1,950								
Sound Level (1.5m from front side)	dB(A)	73	74	74	75	74	75	76	77	77	77	78	78	78	78	78

Water-Cooled, Fixed Speed Model (132-240kW)

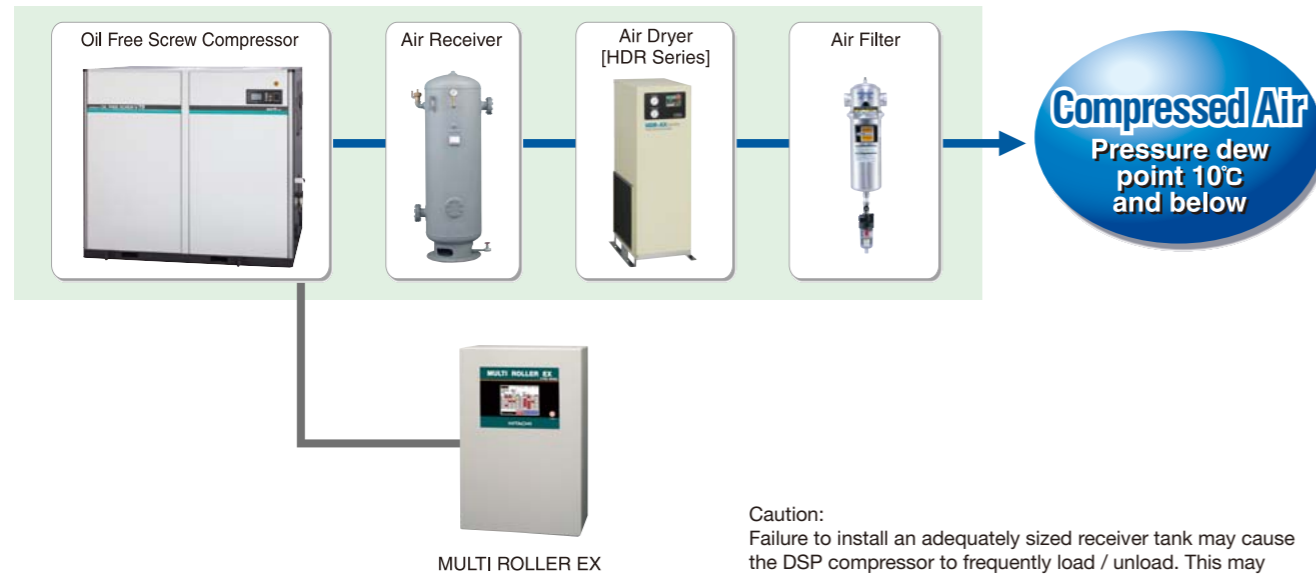
Item·Unit	Model	DSP-132W5N2 DSP-132W6N2			DSP-145W5N2 DSP-145W6N2			DSP-160W5N2 DSP-160W6N2			DSP-200W5N2 DSP-200W6N2			DSP-240W5N2 DSP-240W6N2		
		0.75	0.93	1.0	0.75	0.93	1.0	0.75	0.93	1.0	0.75	0.93	1.0	0.75	0.93	1.0
Discharge Pressure	MPa	0.75	0.93	1.0	0.75	0.93	1.0	0.75	0.93	1.0	0.75	0.93	1.0	0.75	0.93	1.0
Discharge Air Capacity	m³/min	23.4	20.7	19.6	26.0	22.2	20.6	28.5	24.8	23.2	37.0	32.2	30.0	40.5	35.0	32.5
Nominal Motor Output	kW	132			145			160			200			240		
Motor Type	—	4-Pole TEFC Flange Motor														
Intake Air Pressure / Temperature	°C	Atmospheric Pressure / 0 - 45														
Discharge Air Temperature	°C	Cooling Water Temperature + 13 or below														
Discharge Air Pipe Diameter	B	2-1/2 (Flange)						3 (Flange)								
Starting Method	—	Star-Delta (3-contact)														
Driving Method	—	Direct Connection With Motor+Gear-Driven														
Cooling Water Flow Rate	L/min	200			210			240			300			330		
Cooling Water Temperature	°C	35 or below						35 or below								
Coolant Water Pipe Diameter	B	Rc2						Rc2								
Lubricating Oil Quantity	L	40 (Not filled)						50 (Not filled)								
Cooling Fan Motor Output	kW	0.4						0.4								
Weight	kg	3,760						4,600								
Dimensions (WxDxH)	mm	2,500x1,600x1,925						2,800x1,800x1,950								
Sound Level (1.5m from front side)	dB(A)	68	69	69	70	69	70	69	70	69	70	70	71	71	71	71

NOTE:

- Capacity is measured according to ISO 1217, fourth edition, Annex C.
- Sound level is the equivalent value at 1.5m in front and 1m height in an anechoic room, under full load operation with no auto drain function. It may vary in different operation conditions or environments.
- In case of dust-proof or package filter option, maximum ambient temperature is limited up to 40 degree C, and discharge air temperature of air-cooled models is atmospheric temperature +18 degree C or less.
- Earth leakage circuit breaker is out of supply scope from Hitachi.
- These air compressors are not designed, intended or approved for breathing air applications.
- Pressures are indicated as the gauge pressure.
- Install the air compressor indoors and avoid flammable and corrosive environment, moisture and dust.
- Rear duct (200mm depth) and other protruding objects such as a discharge pipe are not included in dimension.
- Hitachi may make improvements and / or changes in the appearance and / or specifications described in this publication at anytime without notice.

Auxiliary Equipment & Options

Oil Free Screw Compressed Air System



Caution:
Failure to install an adequately sized receiver tank may cause the DSP compressor to frequently load / unload. This may shorten the mechanical life of the compressor.

Control Panel

Multi Unit Controller (MULTI ROLLER EX)

- Designed for Hitachi Air Compressor
- Efficient Control of Multiple Units
- Energy-Saving
- Various Functions Available



Alternate Operation Controller (Dual Roller III)

- Designed for Hitachi Air Compressor
- Efficient Control of 2 Units
- Energy-Saving



Standard Specification

Item	Model	Unit	MR 26-4	MR 26-8	MR 26-12
Power Supply	—	—	Single-phase AC100/200V (Common)		
Frequency	—	—	50/60Hz (Common)		
Controlled Unit	—	—	4	8	12
Input	Discharge Pressure	MPa	0 – 1 (Digital Indication)		
	Control	—	Answer (Operation), Failure		
	External	—	Start, Stop, Forced Start-up, Remote		
Output	Control	—	Run, Stop, Load, PID Command		
	External	—	Start, Shutdown, Auto		
	Controlled Discharge Pressure	—	Minimum ±0.001MPa setting		
Dimensions (WxDxH)	mm	400x200x600	500x200x900	500x200x1,200	
Weight	kg	19	32	37	

Standard Specification

Item	Model	Unit	SDR-3	
Power Supply	—	—	AC100V (–10%+10%)	
Power Supply Frequency	—	—	[Possible for AC200V by switching connector] AC100 to 240V±10% 50/60Hz [Single-phase]	
Controllable Number of Units	—	—	2	
Input	Frequency × 2	mA	4 – 20 (250Ω)	
	Remote-Set [Remote] × 2	—	—	
	Run [Operation] × 2	—	Connection using the contacts to which no voltage is applied [Power supply DC24V]	
	Failure [Shut down] × 2	—	—	
	ElectricPulse · Extra ×2	—	Optional terminals	
Output	Run × 2	—	1500ms w/out voltage	"a"contact
	Stop × 2	—	Pulse AC250V0.3A	"b"contact
	Load/Unload Command × 2	—	Dry contact	"c"contact
	Status × 2	—	AC250V0.3A	"a"contact
Pressure Detection	—	—	Built-in pressure sensor [0 – 1 MPa]	
Operation Method	—	—	Following control [pressure/failure], Switching time [LAP/GAP], Schedule	
Standard Function	—	—	Initial pump-up operation, Err. history, IPS restart, Remote operation	
Dimensions (WxDxH)	mm	—	300x160x400	
Weight	kg	—	10	

HITACHI ROTARY COMPRESSOR OIL

HITACHI Genuine Lubricating Oil designed for Hitachi Rotary Screw Compressor

Features

- Originally Designed for Hitachi Rotary Screw Compressor
- High Performance
- High Reliability



Specifications

Item	Unit	Content
ISO Viscosity Grade	—	32
Density @15°C	kg/L	0.86
Viscosity @40°C	mm ² /s	32.6
Viscosity Index	—	102
Flash Point	°C	> 200
Content	L	20
Package	—	Plastic Container Tank
Weight	kg	About 18
Exchange Cycle	—	HISCREW: 3,000 operating hours or 1 year which comes earlier DSP: Every half year

NOTE: Do NOT use this oil on the compressor which requires synthetic lubricating oil.

HITACHI FOOD GRADE ROTARY COMPRESSOR OIL

HITACHI Genuine Lubricating Oil for Hitachi Air Compressor Used in Food Industry

Features

- Comply with the international hygiene control method for food safety, HACCP*1
- Consist of ONLY prescript substances specified by the US FDA*2
- Approved and registered as H1 grade*4 by the US NSF International*3
- Applicable for both HITACHI Rotary Screw Compressor (HISCREW/DSP)



- *1 Hazard Analysis Critical Control Point
- *2 Food and Drug Administration
- *3 National Sanitation Foundation International
- *4 The OIL can be used in places where it can make occasional contact with foods. The materials must be prescript substances regulated in the US Food and Drug Law: FDA21 CFR178.3570.

Specifications

Item	Unit	Content
ISO Viscosity Grade	—	32
Color Phase	—	Colorless and Transparent
Density @15°C	kg/L	0.84
Viscosity @40°C	mm ² /s	32.8
Flash Point	°C	200
Pour Point	°C	-50
Content	L	20
Exchange Cycle	—	8,000 operating hours or 1 year which comes earlier
Retrofit	—	Flushing running operation with the exclusive flushing use oil (new oil 20L can) for 30 minutes x twice then refill with new oil
Package	—	Plastic Container Tank
Weight	kg	About 18

- NOTE:
1. Compliance Standard / Law: NSF H1 approval No. 138329 and FDA21 CFR178.3570
 2. For retrofitting from conventional mineral oil to HITACHI FOOD GRADE DSP OIL, contact your nearest Hitachi authorized distributor / dealer.

Auxiliary Equipment

Hitachi Air Dryer

Hitachi Air Dryer HDR (Medium Size) series

HFC Refrigerant
R407C



HDR-7.5AXI

Specifications

Item·Unit	Model	HDR-7.5AXI	HDR-15AXI	HDR-22AXII	HDR-37AXII	HDR-55AX	HDR-75AX	HDR-100AX
Capacity (Note 1) 50/60Hz	m ³ /min	1.3/1.4	2.5/2.9	4.0/4.3	6.8/7.4	10.8/11.3	15.0/15.7	19.0/20.0
Max. Inlet Pressure of Compressed Air	MPa	0.30 - 0.97						
Max. Inlet Temperature of Compressed Air	°C	80						
Ambient Temperature	°C	5 - 40						
Dew Point of Outlet Air	°C	10 Under Pressure						
Cooling Method of Condenser	—	Air-Cooled						
Refrigerant Control Device	—	Ejector						
Capacity Control Device	—	Hot Gas Bypass Valve						
Refrigerant Used	—	R407C						
Charged Quantity	g	250	380	600	1,000	1,650	2,000	
Finish Color	—	Ivory (Munsell No. 5Y8.5/1)						
Pipe Diameter	B	Rc 1		Rc 1-1/2		Rc 2		Rc 2-1/2
Dimensions (WxDxH)	mm	303x603x720		356x513x1,067	356x513x1,274	356x903x1,274	356x903x1,489	406x1,400x1,380
Weight	kg	44	46	74	87	135	170	280
Accessories	—	Auto Drain Trap, Drain Valve						

NOTE:

- The capacity values above are measured at an ambient temperature of 30°C, inlet temperature of 45°C, inlet pressure of 0.70MPa.
- Dew point gets worse if operated at pressure below the range of operation pressure.
- The dimensions do NOT include protruding objects.
- In case of having solid objects such as rust in the inlet air flow, install a pre-filter on the inlet of dryer.

Hitachi Air Dryer HDR (Large Size) series

HFC Refrigerant
R407C



HDR-150AX

Specifications

Item·Unit	Model	HDR-120WX	HDR-150WX	HDR-190WX	HDR-240WX	HDR-300WX	HDR-380WX	HDR-120AX	HDR-150AX	HDR-190AX	HDR-240AX	HDR-300AX	HDR-380AX	
Capacity (Note 1) 50/60Hz	m ³ /min	21/25	27/31	35/41	42/49	51/60	64/75	20/23	25/30	32/38	38/45	47/55	59/69	
Max. Inlet Pressure of Compressed Air	MPa	0.30 - 0.97							0.30 - 0.93					
Max. Inlet Temperature of Compressed Air	°C	60												
Ambient Temperature	°C	2 - 40												
Dew Point of Outlet Air	°C	10 Under Pressure												
Cooling Method of Condenser	—	Water-Cooled						Air-Cooled						
Refrigerant Control Device	—	Capillary Tube												
Capacity Control Device	—	Hot Gas Bypass Valve												
Refrigerant Used	—	R407C												
Charged Quantity	g	1,900	2,000	2,700	3,400	4,000	4,000	2,200	3,600	3,500	4,400	5,000	6,000	
Finish Color	—	Ivory (Munsell No. 5Y8.5/1)												
Cooling Water Quantity	m ³ /h	2.5/2.9	2.7/3.0	3.0/3.2	3.6/3.8	3.4/4.0	4.3/5.0	—						
Pipe Diameter	B	2-1/2*	3*		4*	5*		2-1/2*	3*		4*	5*		
Dimensions (WxDxH)	mm	672x1,260 x1,276	950x1,290x1,332		1,969x905 x1,583	2,020x1,100x1,650		672x1,260 x1,276	950x1,290x1,332		1,969x905 x1,583	2,020x1,100x1,650		
Weight	kg	238	346	344	534	792	872	258	372	370	557	792	872	
Accessories	—	Auto Drain Trap, Drain Valve												

* JIS 10K Flange

NOTE:

- The capacity values above are measured at an ambient temperature of 32°C, inlet temperature of 40°C, inlet pressure of 0.69MPa.
- Dew point gets worse if operated at pressure below the range of operation pressure.
- The dimensions do NOT include protruding objects.
- In case of having solid objects such as rust in the inlet air flow, install a pre-filter on the inlet of dryer.

Line Filter

Air Filter*1



Micron Mist Filter*2



Activated Carbon Filter*3



Specifications

Item		Model	7.5BX	11BX	15BX	22B	37B	55B	75B	100B	125C	160C	200C	240B	
Common	Air Condition	Capacity (converted to the ambient pressure)	m ³ /min	1.2	1.8	2.4	3.9	6.6	10.6	13.8	20	27.6	32	40	50
		Inlet Air Temperature	°C	30											
	Use	Inlet Air Pressure	MPa	0.69											
		Applicable Fluid	—	Compressed Air											
Condition	Max. Pressure	MPa	1.57			0.97									
		Connecting Pipe Diameter	B (A)	Rc3/4 (20)	Rc1 (25)	Rc1 (25)	Rc1 1/2 (40)	Rc1 1/2 (40)	Rc2 (50)	Rc2 (50)	2 1/2* (65)	3* (80)	3* (80)	4* (100)	
	Item	Model	HAF-7.5BX	HAF-11BX	HAF-15BX	HAF-22B	HAF-37B	HAF-55B	HAF-75B	HAF-100B	HAF-125C	HAF-160C	HAF-200C	HAF-240B	
Air Filter	Use	Inlet Air Temperature Range	°C	5 - 60											
		Ambient Temperature Range	°C	2 - 60											
	Condition	Filtration Rating	µm	1*1											
		Filtration Efficiency	%	99.999											
	Pressure	Initial	MPa	0.005 or below											
		Drop (Loss) Element Exchange	MPa	0.07											
	Dimension (Max. Diameter×Length)	mm	92×237	130×290.5	160×509	170×591	170×699	173×792	173×949	590×1,511	590×1,511	590×1,511	640×1,735		
Drain Outlet Diameter	B (A)	Rc1/4 (8)													
Weight	kg	1	2	2.1	3	3.3	3.7	4.3	6	41	43	43	73		
Micron Mist Filter	Use	Inlet Air Temperature Range	°C	5 - 60											
		Ambient Temperature Range	°C	2 - 60											
	Condition	Density of Oil in the Discharge Air	w/ppm	0.01*2											
		Pressure	Initial	MPa	0.01										
	Drop (Loss) Element Exchange	MPa	0.07												
		Dimension (Max. Diameter×Length)	mm	92×237	130×364	160×582	170×664	170×772	173×865	173×1,022	590×1,511	590×1,511	590×1,511	640×1,735	
	Drain Outlet Diameter	B (A)	Rc1/4 (8)												
Weight	kg	1	2	2.1	3	3.3	3.7	4.3	6	41	43	43	73		
Activated Carbon Filter	Use	Inlet Air Temperature Range	°C	5 - 60											
		Ambient Temperature Range	°C	2 - 60											
	Condition	Density of Oil in the Discharge Air	w/ppm	0.003*3											
		Pressure Drop (Loss)	MPa	0.007											
	Dimension (Max. Diameter×Length)	mm	92×232	130×281.5	160×308	170×390	170×498	173×591	173×748	590×1,511	590×1,511	590×1,511	640×1,735		
	Weight	kg	1	2	3	3.3	3.7	4.3	6	41	43	43	73		

* JIS 10K Flange

● Make sure to install an air dryer before the filter.

*1 The density of oil in the inlet air is 3wtppm.

*2 According to "Test methods for oil aerosol content" of ISO8573-2, the density of oil in the inlet air is 3wtppm.

*3 According to "Test methods for oil aerosol content" of ISO8573-2, the density of oil in the inlet air is 0.01wtppm.

Energy Saving from Various Combinations V-type based Systems

Proposal for Energy-Saving

Three proposal systems responding to various requirements
Combination V-type with Fixed Speed Model achieves

Energy saving operation without external controller

Energy saving operation with external controller

Energy saving operation by more than one V-type with multi-unit controller

V-M Combination System

Energy saving operation by one V-type and maximum two Fixed Speed Model

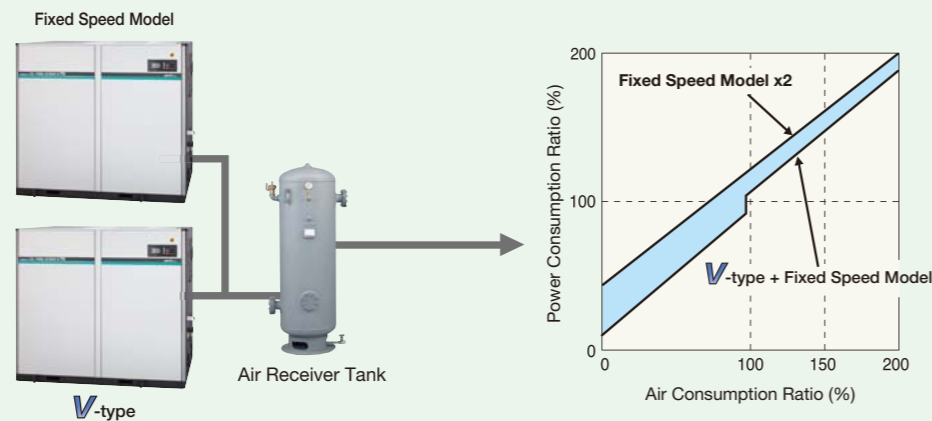
Single-V System

Energy saving operation by one V-type and more than one Fixed Speed Model with multi-unit controller.

Multi-V System

Energy saving operation and averaging V-type operating hour

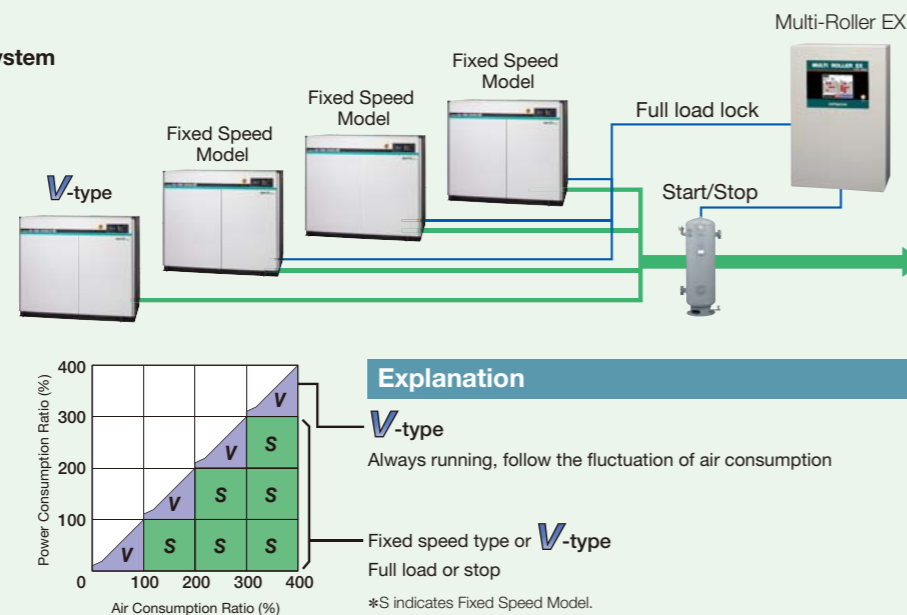
Basic Example of V-M Combination System



Single-V (Multi-V)

Example of Multi-Unit Control System

Multi-Roller EX +
DSP V-type +
DSP Fixed Speed Models



Options

	DSP NEXT II series					
	Single-Stage		Two-Stage		Two-Stage	
	V-type (VSD)	Fixed Speed Model	V-type (VSD)	Fixed Speed Model	V-type (VSD)	Fixed Speed Model
Nominal Output (kW)	22 - 55	15 - 55	37 - 100	22 - 120	160/240	132 - 240
Oil Mist Remover (OMR)	Standard	Standard	Standard	Standard	Standard	Standard
Instantaneous Power Interruption (IPI) Restart	Standard	Standard	Standard	Standard	Standard	Standard
Multi-unit Control (with Multi Roller EX)	●	●	●	●	●	●
Alternate Operation (with Dual Roller)	●	●	●	●	●	●
Alternate Operation*1	●	●	●	●	●	●
AUTO Operation	Standard	Standard	Standard	Standard	Standard	Standard
V-M Combination	●	— *2	●	— *2	●	— *2
Modbus*/TCP	●	●	●	●	●	●
Package Filter	●	●	●	●	●	●
Dust Filter	●	●	●	●	●	●
Specified Color of Sound-Proof Cover	●	●	●	●	●	●
Food Grade Oil	●	●	●	●	●	●

NOTE:

- *1 Alternate Operation is possible between same models or models of the same series. In case of alternate operation between models of different series, connection and control by Dual Roller is necessary.
- *2 In case of V-M Combination, modification on the Fixed Speed Model is not necessary.
- *3 For other options, contact your nearest dealer or Hitachi local representative office.

Safety Precautions

Regarding compressor application

- The compressor described in this catalog utilizes only air as a gas. Absolutely avoid using it for compression of a gas other than air — this could result in a fire hazard or damage to the equipment.
- Never use compressed air for human breathing.

Regarding installation site

- Install this compressor indoors. Avoid using it at a place susceptible to moisture such as precipitation or vapors — this could result in a fire hazard, electric shock, rusting or shortened life of parts.
- There should be no explosive or flammable gas (acetylene, propane, etc.), organic solvent, explosive powder or flame used near the compressor — otherwise there is a fire hazard.
- Avoid using the compressor at a place where there is corrosive gas such as ammonia, acid, salt sulfurous acid gas, etc. — this could result in rusting, shortened life, or damage to the equipment.

Regarding usage

- Before use, be sure to read the instruction manual thoroughly for correct use of the compressor.
- Absolutely avoid modifying the compressor or its components—this could result in damage or malfunction.



Asia & Oceania

China

Hitachi Industrial Equipment Systems (China) Co., Ltd.
(Shanghai Branch)

Room2201, Rui Jin Building, No.205
Maoming Road(S) Shanghai 200020

TEL : +86 (21) 5489-2378

FAX : +86 (21) 3356-5070

(Beijing Branch)

Room1420, Beijing Fortune Building,
No.5 Dong San Huan Bei Road,
Chao Yang District, Beijing 100004

TEL : +86 (10) 6590-8180

FAX : +86 (10) 6590-8189

(Guangzhou Branch)

Room3003, HNA Tower,
8# Linhezong Road, Tianhe District,
Guangzhou 510610

TEL : +86 (20) 3877-3819

FAX : +86 (20) 2735-3820

Hitachi Industrial Equipment Systems
(Hong Kong) Co., Ltd.

8/F, Building 20E, Phase 3, Hong Kong
Science Park, Pak Shek Kok,
New Territories, Hong Kong

TEL : +852 2735-9218

FAX : +852 2735-6793

Taiwan Hitachi Asia Pacific Co., Ltd
3rd Floor, No. 167, Tun Hwa N. Road,
Hung-Kuo Building, Taipei 10512, Taiwan

TEL : +886 (2) 2718-3666

FAX : +886 (2) 2514-7664

India

Hitachi India Pvt. Ltd.
Units 304-306, 3rd Floor, ABW Elegance
Tower, Jasola District Centre, New Delhi
110 025, India

TEL : +91 (11) 4060-5252

FAX : +91 (11) 4060-5253

Indonesia

PT Hitachi Asia Indonesia
Menara BCA 38th Floor Suite #3804 &
3805 Jl. M. H Thamrin No.1, Jakarta
10310, Indonesia

TEL : +62 (21) 2358-6757

FAX : +62 (21) 2358-6755

Malaysia

Hitachi Asia (Malaysia) Sdn. Bhd.
Suite 17.3, Level 17, Menara IMC
(Letter Box No.5) No. 8 Jalan Sultan
Ismail, 50250, Kuala Lumpur

TEL : +60 (3) 2031-8751

FAX : +60 (3) 2031-8758

Philippines

Hitachi Asia Ltd. Philippine Branch
Unit 8, 11th Floor Zuellig Bldg.,
Makati Avenue corner Paseo de Roxas
Makati City, Philippines 1225

TEL : +632 886-9018

FAX : +632 887-3794

Singapore

Hitachi Asia Ltd.
(Industrial Components & Equipment
Group)
No.30, Pioneer Crescent
#10-15, West Park Bizcentral
Singapore 628560

TEL : +65-6305-7400

FAX : +65-6305-7401

Thailand

Hitachi Asia (Thailand) Co., Ltd.
18th Floor, Ramaland Building, 952
Rama IV Road Bangrak, Bangkok 10500

TEL : +66 (2) 632-9292

FAX : +66 (2) 632-9299

Viet Nam

Hitachi Asia Ltd.
(Ho Chi Minh City Office)
4th Floor, The Landmark, 5B Ton Duc
Thang Street District 1, Ho Chi Minh City

TEL : +84 (8) 3829-9725

FAX : +84 (8) 3829-9729

(Ha Noi Office)

Sun Red River Bldg., 5th Floor,
23 Phan Chu Trinh Street
Hoan Kiem District, Hanoi

TEL : +84 (4) 3933-3123

FAX : +84 (4) 3933-3125

Australia

Hitachi Australia Pty Ltd.
Level 8, 123 Epping Road, North Ryde,
NSW 2113

TEL : +61 (2) 9888-4100

FAX : +61 (2) 9888-4188

Europe

Hitachi Europe GmbH
(Industrial Components & Equipment
Group)
Am Seestern 18 (Euro Center)
D-40547 Düsseldorf

TEL : +49 (211) 5283 0

FAX : +49 (211) 5283 649

Russian Federation

Hitachi, Ltd. (Moscow Office)
Millenium House, 12, Trubnaya, Moscow
107045

TEL : +7 (495) 787-4020

FAX : +7 (495) 787-4021

Latin America

Mexico
Hitachi Industrial Equipment
Mexico S.A. de C.V.
Avenida Rio Seguro 161, Parque Tecno
Industrial Castro del Rio Tramo
Irapuato-Silao km125, Carretera
Panamerica C.P.36810, Irapuato, Gto.,
Mexico

TEL : +52 (462) 693-7088, -7089, -7090

FAX : +52 (462) 693-7091

North America

U.S.A.
Hitachi America, Ltd.
(Industrial Components & Equipment
Division)
50 Prospect Avenue, Tarrytown,
New York, 10591-4625

TEL : +1(914) 332-5800

FAX : +1(914) 332-5555

(Charlotte Office)
(Industrial Components & Equipment
Division)
6901 Northpark Blvd., Suite A, Charlotte,
NC 28216

TEL : +1 (704) 494-3008

FAX : +1 (704) 599-4108

Products described in this catalog may differ from different countries or regions. Contact your nearest Hitachi representative office for details.

Product appearances and specifications in this catalog are subject to change with or without notice, as Hitachi continues to develop the latest technologies and products for its customers.

Hitachi Industrial Equipment Systems Co., Ltd.

For further information, please contact your nearest sales representative.



ISO14001
EC97J1107

ISO9001
JQA-QM3443

Hitachi Screw Compressor is manufactured at a factory approved by Environmental Standard (ISO 14001) and Quality Standard (ISO9001) of International Organization for Standardization.