


Hitachi BEBICON COMPRESSOR

Innovation, Performance and Reliability

HITACHI
Inspire the Next



BEBICON

GENERAL CATALOG



THREE MILLION accumulative shipments High Quality and High Reliability with Long History – Hitachi BEBICON



OIL FREE BEBICON
G-series



BEBICON
New V-series



OIL FREE Booster BEBICON
Package Oil-free Booster BEBICON



Vertical Tank
Mount BEBICON



Package BEBICON
Package OIL FREE BEBICON



OIL FREE Scroll Air Compressor

Hitachi is one of the oldest Japanese air compressor manufacturers. **BEBICON** debuted in 1946 as registered trademark of Hitachi small air compressor.

BEBICON is used in various areas of industry, such as engineering and metalworking industry, mining industry and building industry.

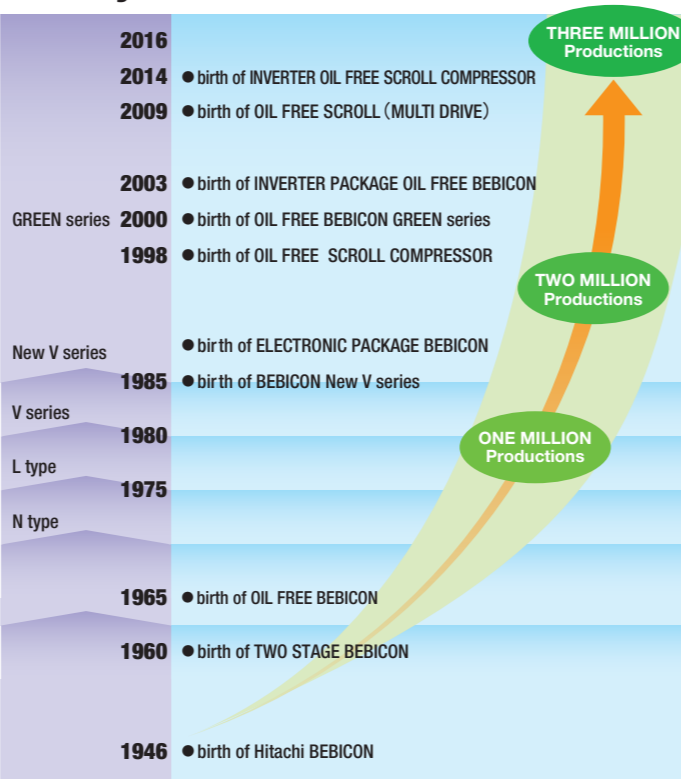
Hitachi has achieved **ONE Million** product shipments by 1979, **TWO Million** by 1994, and **THREE Million** by 2016.

Hitachi has introduced compressors of Oil-free type, Package type and Scroll type, always one-step ahead of the customers' needs.

Hitachi developed and introduced **INVERTER PACKAGE OIL FREE BEBICON** and **OIL FREE Booster BEBICON** to meet customers' need of energy-saving and environment protection.

Hitachi believes that our **BEBICON** compressor can satisfy your various needs and help you grow your business.

History of Hitachi BEBICON®



List of Model

Rated Output (kW)	Model Type	Reciprocating							Scroll
		OIL FREE BEBICON		Oil-Lubricated BEBICON			OIL FREE Booster BEBICON		OIL FREE Scroll Air Compressor
		Horizontal Tank	Package Type	Horizontal Tank	Vertical Tank	Package Type	Tank Mount	Package Type	Package Type
0.4		●							
0.75		●	●	●		●			
1.5		●	●	●		●	●		●
2.2		●	●	●		●			●
3.7		●	●	●	■	●	●	●	●
5.5		●	●	●	■	●			●
7.5		●	●	●	■	●	●	■	●
11		●	●	●		●	●	●	●
15			●	●					●
22									●
30									●
33									●
<div><div>Auto Unloader Control ONLY</div><div>Pressure Switch Control ONLY</div><div>Auto Unloader Control/Pressure Switch Control</div><div>ECOMODE Control/PUSC Control</div><div>Inverter Drive Control</div><div>Multi-Drive Control</div><div>Medium Pressure (1.23/1.37MPa) Model Available</div></div>									

Control Method

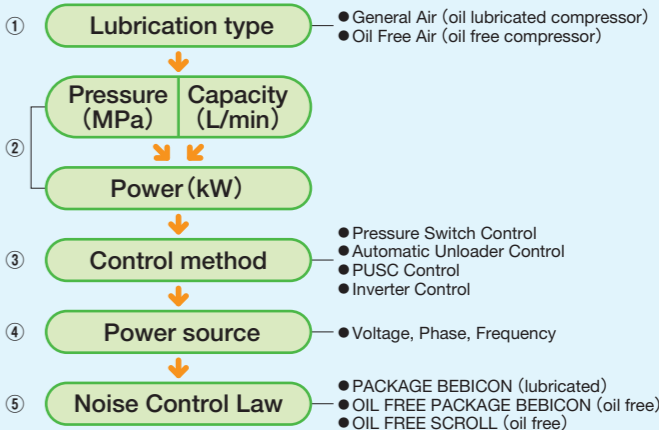
Auto Unloader Control	Automatically switch between Load/Unload operation by the pressure adjustment valve
Pressure Switch Control	Automatically Start/Stop the operation of compressor in order to maintain certain range of pressure Energy-saving is possible when compressed air is NOT needed, since motor stops.
PUSC Control	PUSC (Pressure Unloader Select Control) Automatically select between Pressure Switch Type and Auto Unloader Type to respond to the need of compressed air under the control of microcomputer
Inverter Control	Pressure can be maintained between certain levels under inverter drive. Energy-saving can be obtained.
Multi-Drive Control	Automatically control the number of compressor heads in operation to respond to the need of compressed air Energy-saving can be obtained.
ECOMODE Control	Optimized max pressure is automatically controlled by monitoring the condition of air delivery. Energy-saving can be obtained.

How to choose a BEBICON compressor

- ① Select type of compressor according to your requirement.
- ② Select necessary pressure and air capacity.
As reference, necessary pressure should be 0.2MPa higher than the working pressure in need, and necessary air capacity should be 10 to 20% more than the one in need. (Air capacity indicated in this catalog is value at max discharge pressure and converted at its inlet condition)
Select rated output based on the selected pressure and capacity.
- ③ Select appropriate control method.
- ④ Confirm the details of power source (Voltage / Phase / Frequency)
- ⑤ Confirm if there is any regulation on noise control.

Note: Make sure to confirm the frequency of power source when placing an order.
Please notice that oil may emulsify in case of over intermittent operation for oil-lubricated type.
The above is for your reference. For specific model selection, contact your nearest dealer or Hitachi local representative office.

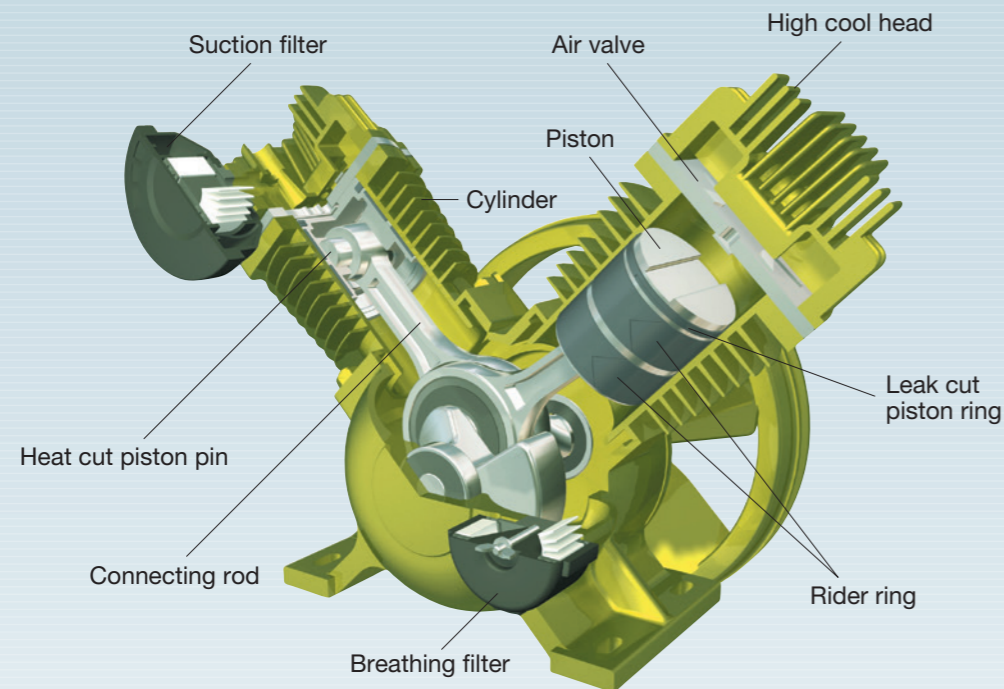
■Selecting Procedure



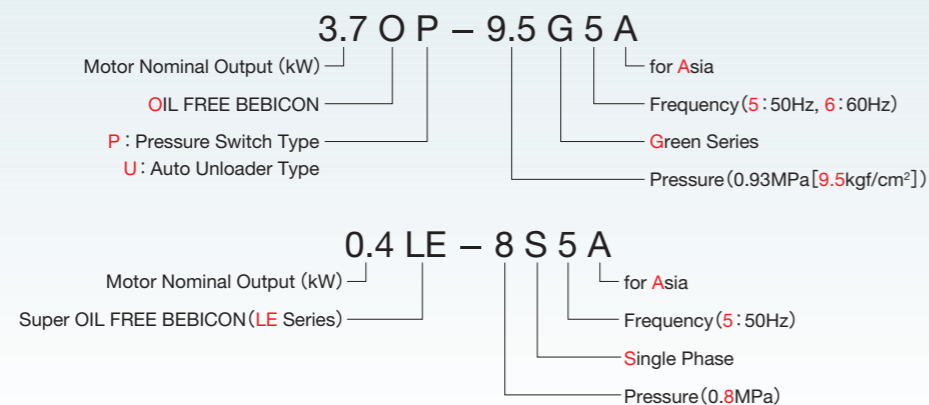


OIL FREE BEBICON (0.4–11kW)

Steady Supply of Oil-free, Pure Air




Model Nomenclature



Features Oil-free Air Supply, High Performance, Durable Design, Long Overhaul Cycle

High Cooling Head

High Cooling Head with large aluminum alloy ventilated rib improves heat radiation and air capacity. In addition, **V-groove** located between discharge and suction chamber reduces the heat transfer from **discharge chamber** to **suction chamber** and improves air capacity.



Lead Air Valve

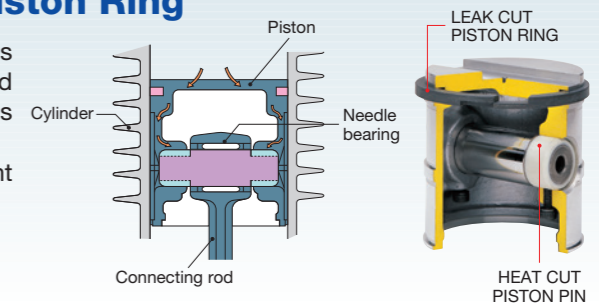
Lead Air Valve of I-shaped stainless steel suction air valve improves air capacity and durability against rusting.



Heat Cut Piston Pin & Leak Cut Piston Ring

Heat Cut Piston Pin of heat-insulating material reduces heat transfer from the **piston** to the **needle bearing** and keeps bearing in relatively low temperature and improves the reliability.


Leak Cut Piston Ring of specially shaped abutment joint reduces air leakage and improves air capacity.



Specifications (Horizontal Tank Mount Type)

Control Method		Pressure Switch Control										
Model Item · Unit		0.4LE-8S5A	0.75OP-9.5GS5A	0.75OP-9.5GS6A	1.5OP-9.5GS5A	1.5OP-9.5GS6A	2.2OP-9.5GS5A	2.2OP-9.5GS6A	3.7OP-9.5GS5A	5.5OP-9.5GS6A	7.5OP-8.5GA5A	11OP-8.5GA6A
			0.75OP-9.5GS6A	0.75OP-9.5GS6A	1.5OP-9.5GS6A	1.5OP-9.5GS6A	2.2OP-9.5GS6A	2.2OP-9.5GS6A	3.7OP-9.5GS6A	5.5OP-9.5GS6A	7.5OP-8.5GA6A	11OP-8.5GA6A
Motor Nominal Output	kW	0.45	0.75		1.5		2.2		3.7	5.5	7.5	11
Power Source	PH	1	1	3	1	3	1	3	3			
Max. Discharge Pressure	MPa	0.8	0.93								0.83	
Air Capacity	L/min	42	75		165		240		405	605	880	1,285
Air Tank Volume	L	20	80		80		90		125	150	235	290
Air Outlet	—	1/4B×1							3/8B×1		3/4B×1	
Standard Accessories	—	Pressure Gauge, Safety Vale, Stop Valve	Pressure Gauge, Safety Valve, Hose Joint, Belt Cover, Silencer, Stop Valve									
External Dimensions (W×D×H)	mm	600×322×608	1,173×380×852		1,173×431×897	1,173×393×897	1,283×434×825	1,283×403×825	1,345×423×913	1,470×482×995	1,674×552×1,045	2,014×646×1,153
Weight	kg	30	84	77	105	93	139	122	163	208	278	385

Note: 1. Use the compressor at a place where ambient temperature is 0 (at which there is no freeze of drain water) to 40°C.
2. The capacity of compressed air is the amount of air discharged under the maximum pressure converted in terms of air suction (atmospheric pressure, ambient temperature 20°C, humidity 60%).
3. Hitachi air compressors are not designed, intended or approved for breathing air applications.

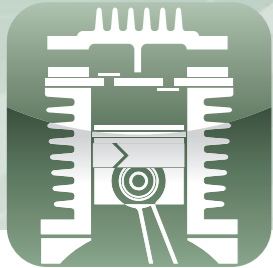


OIL FREE BEBICON (0.4–11kW)

Specifications (Horizontal Tank Mount Type)

Control Method		Auto Unloader Control							
Model Item · Unit		1.5OU-9.5GS5A	1.5OU-9.5G5A	2.2OU-9.5GS5A	2.2OU-9.5G5A	3.7OU-9.5G5A	5.5OU-9.5G5A	7.5OU-8.5GA5A	11OU-8.5GA5A
		1.5OU-9.5GS6A	1.5OU-9.5G6A	2.2OU-9.5GS6A	2.2OU-9.5G6A	3.7OU-9.5G6A	5.5OU-9.5G6A	7.5OU-8.5GA6A	11OU-8.5GA6A
Motor Nominal Output	kW	1.5		2.2		3.7	5.5	7.5	11
Power Source	PH	1	3	1	3	3			
Max. Discharge Pressure	MPa	0.93						0.83	
Air Capacity	L/min	165		240		405	605	880	1,285
Air Tank Volume	L	80		90		125	150	235	290
Air Outlet	—	1/4B×1				3/8B×1		3/4B×1	
Standard Accessories	—	Pressure Gauge, Safety Valve, Hose Joint, Belt Cover, Silencer, Stop Valve							
External Dimensions (W×D×H)	mm	1,173×431×913	1,173×393×913	1,283×434×852	1,283×403×852	1,345×423×942	1,470×482×1,010	1,674×550×1,076	2,014×646×1,153
Weight	kg	121	110	150	129	158	201	282	400

Note: 1. Use the compressor at a place where ambient temperature is 0 (at which there is no freeze of drain water) to 40°C.
2. The capacity of compressed air is the amount of air discharged under the maximum pressure converted in terms of air suction (atmospheric pressure, ambient temperature 20°C, humidity 60%).
3. Hitachi air compressors are not designed, intended or approved for breathing air applications.



OIL FREE Booster BEBICON (1.5–11kW)

Energy-Saving and Improvement of Specific Energy Consumption is Possible by Local Pressurerising



OBB-1.5GP



OBB-7.5GP



POB-11GP

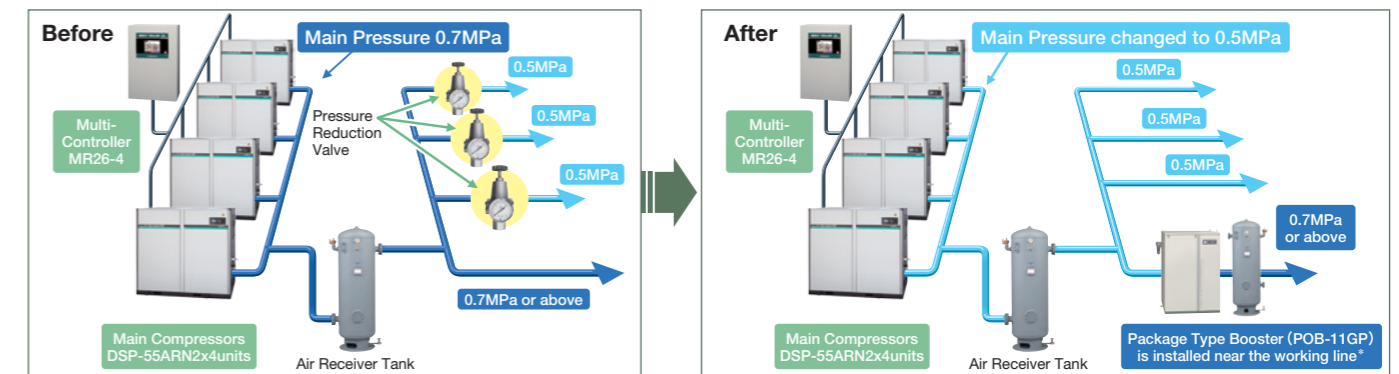


OIL FREE Booster BEBICON (1.5–11kW)

Energy-Saving Simulation after replacing pressure reduction valves with OIL FREE Booster BEBICON

Calculation Conditions

- DSP-55kW×4 units controlled by Multi-Controller, Operation Rate 78%
- Discharge Pressure 0.7MPa, average use of compressed air is 20m³/min



* In case that oil is contained in the suction air, air filter and micron mist filter have to be installed before suction import.

Effect

Item · Unit		Before	After
Power Consumption* (MWh/year)	Main Screw Compressor	1,147	927
	Booster BEBICON	0	40
Simulated Annual Power Consumption (MWh/year)		1,147	967
Specific Energy Consumption (m³/min/kW)		0.105	0.124
CO ₂ Emission* (t-CO ₂ /year)		533	449
CO ₂ Reduction Rate (%)		16	

* Operation time: 6,000hr/y


0.497kg/kWh is used as CO₂ emission coefficient

After replacing with the Booster BEBICON:
180 MWh/y Energy-Saving is obtained.
At the same time, **16%** of CO₂ Emission Reduction is also possible.

Specifications

Tank Mounted/ Packaged Type		Tank Mount Type					Package Type		
Model Item · Unit		OBB-1.5GP5	OBB-3.7G5A	OBB-7.5G5A	OBB-7.5HP5	OBB-11GP5	POB-3.7GP5	POB-7.5G5A	POB-11G5A
		OBB-1.5GP6	OBB-3.7G6A	OBB-7.5G6A	OBB-7.5HP6	OBB-11GP6	POB-3.7GP6	POB-7.5G6A	POB-11G6A
Motor Nominal Output	kW	1.5	3.7	7.5		11	3.7	7.5	11
Suction Air Pressure	MPa	0 – 0.5					0.2 – 0.5		
Max. Discharge Pressure	MPa	1.0			1.37	1.0	1.0		
ON-OFF Control Pressure	MPa	0.8 – 1.0			1.18 – 1.37	0.8 – 1.0	0.8 – 1.0		
Air Capacity	L/min	600	1,400	2,850	2,500	4,250	1,400	2,850	4,250
Air Tank Volume	L	38	170		280		35	—	
Air Inlet	—	Rc3/4				Rc1	Rc3/4		Rc1
Air Outlet	—	G3/8B Stop Valve	Rc3/4 Stop Valve			Rc1 Stop Valve	Rc3/4 Stop Valve		Rc1 Stop Valve
External Dimensions (W×D×H)	mm	846×447×762	1,774×518×972	1,774×553×958	1,938×608×1,114	1,938×679×1,113	850×630×1,180	981×786×1,492	1,197×931×1,513
Weight	kg	67	205	261	300	356	210	290	399

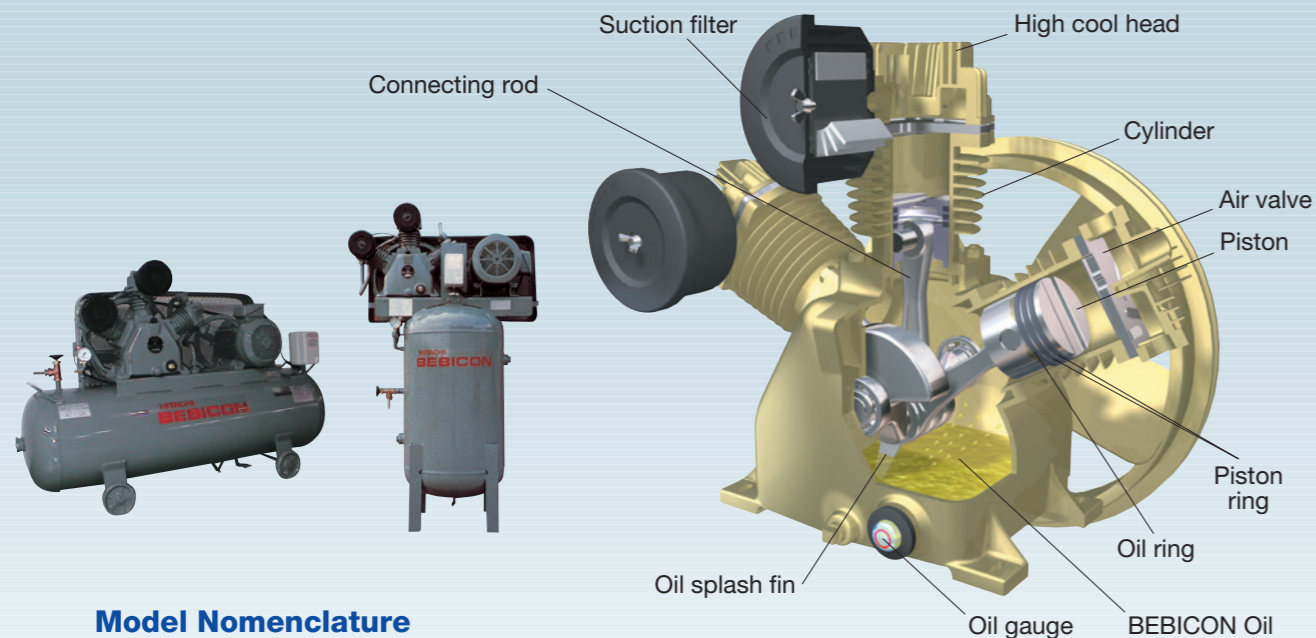
- Note: 1. Air capacity is converted value under atmospheric condition from the capacity with 0.5MPa of suction pressure and maximum pressure of discharge pressure.
2. Working range of suction pressure is from atmospheric pressure to 0.5MPa for Tank Mounted models, and 0.2MPa to 0.5MPa for Packaged Models.
Please install pressure reduction valve if necessary. (It is possible to be used under suction pressure below 0.2MPa, however, energy-saving can NOT be obtained.)
3. It is required to install an air receiver tank of sufficient volume on the suction side to prevent drain water to enter the suction side of Booster BEBICON.
It is necessary to install an air receiver for the Packaged Type. Refer to local regulations when selecting air receiver tank.
4. The intake air of Oil-free Booster BEBICON must be oil free air, which has no oil contaminant. If oil contaminant is contained in the suction air, install air filter and micron filter on the suction side of the Booster BEBICON.
5. Temperature of suction air must be below 50°C.
6. Ambient temperature must be between 0 (at which there is no freeze of drain water) and 40°C.
7. Some of the models may NOT be available in Singapore, Malaysia and China (Mainland) due to the pressure vessel regulations.
For details, contact your nearest dealer or Hitachi local representative office.
8. Hitachi air compressors are not designed, intended or approved for breathing air applications.



Oil-Lubricated BEBICON (0.75–15kW)

Easy-to-Use and Durable New V series

Features High Performance, High Reliability, Compact & Light, Easy-to-Maintain



Model Nomenclature

7.5 P – 9.5 V (S) (L/H) 5 A

Motor Nominal Output (kW) —
P : Pressure Switch Type
U : Auto Unloader Type
Pressure (0.93MPa[9.5kgf/cm²]) —
V : New V series
for Asia
Frequency (5: 50Hz, 6: 60Hz)
L : Large Tank
H : Horizontal Tank
S : Single Phase

Specifications (Horizontal Tank Mount Type)

Control Method		Pressure Switch Control									
Model		0.75P-9.5VS5A	0.75P-9.5V5A	1.5P-9.5VS5A	1.5P-9.5V5A	2.2P-9.5VS5A	2.2P-9.5V5A	3.7P-9.5V5A	5.5P-9.5V5A	7.5P-9.5V5A	11P-9.5V5A
Item · Unit		0.75P-9.5VS6A	0.75P-9.5V6A	1.5P-9.5VS6A	1.5P-9.5V6A	2.2P-9.5VS6A	2.2P-9.5V6A	3.7P-9.5V6A	5.5P-9.5V6A	7.5P-9.5V6A	11P-9.5V6A
Motor Nominal Output	kW	0.75		1.5		2.2		3.7	5.5	7.5	11
Power Source	PH	1	3	1	3	1	3	3			
Max. Discharge Pressure	MPa	0.93									
Air Capacity	L/min	80		165		265		440	630	840	1,200
Air Tank Volume	L	62		80		90		125	150	235	260
Air Outlet	—	1/4B×1						3/8B×1		3/4B×1	
Standard Accessories	—	Pressure Gauge, Safety Valve, Hose Joint, Belt Cover, Silencer, Stop Valve									
External Dimensions (W×D×H)	mm	931×376×804		1,173×418×855	1,173×380×855	1,283×434×860	1,283×403×860	1,345×428×923	1,470×482×932	1,674×556×1,094	1,793×611×1,098
Weight	kg	71	64	91	80	114	97	125	186	242	308

Note: 1. Use the compressor at a place where ambient temperature is 0 (at which there is no freeze of drain water) to 40°C.
2. The capacity of compressed air is the amount of air discharged under the maximum pressure converted in terms of air suction (atmospheric pressure, ambient temperature 20°C, humidity 60%).
3. Hitachi air compressors are not designed, intended or approved for breathing air applications.

Specifications (Horizontal Tank Mount Type)

Control Method		Auto Unloader Control										
Model Item · Unit		0.75U-9.5VS5A	0.75U-9.5V5A	1.5U-9.5VS5A	1.5U-9.5V5A	2.2U-9.5VS5A	2.2U-9.5V5A	3.7U-9.5V5A	5.5U-9.5V5A	7.5U-9.5V5A	11U-9.5V5A	15U-9.5V5A
		0.75U-9.5VS6A	0.75U-9.5V6A	1.5U-9.5VS6A	1.5U-9.5V6A	2.2U-9.5VS6A	2.2U-9.5V6A	3.7U-9.5V6A	5.5U-9.5V6A	7.5U-9.5V6A	11U-9.5V6A	15U-9.5V6A
Motor Nominal Output	kW	0.75		1.5		2.2		3.7	5.5	7.5	11	15
Power Source	PH	1	3	1	3	1	3	3				
Max. Discharge Pressure	MPa	0.93										
Air Capacity	L/min	80		165		265		440	630	840	1,200	1,650
Air Tank Volume	L	62		80		90		125	150	235	260	290
Air Outlet	—	1/4B×1						3/8B×1		3/4B×1		1B×1
Standard Accessories	—	Pressure Gauge, Safety Valve, Hose Joint, Belt Cover, Silencer, Stop Valve										Pressure Gauge, Safety Valve, Belt Cover, Silencer, Stop Valve
External Dimensions (W×D×H)	mm	931×376×816		1,173×418×867	1,173×380×867	1,283×434×894	1,283×403×894	1,345×428×948	1,470×482×979	1,674×547×1,103	1,793×611×1,103	2,014×734×1,221
Weight	kg	80	75	96	85	134	126	160	202	255	326	448

Specifications (Horizontal Tank Mount Type)

Control Method		Pressure Switch Control						
Model		0.75P-9.5VL5A	1.5P-9.5VL5A	2.2P-9.5VL5A	3.7P-9.5VL5A	3.7P-14VH5A	5.5P-14VH5A	7.5P-14VH5A
Item · Unit		0.75P-9.5VL6A	1.5P-9.5VL6A	2.2P-9.5VL6A	3.7P-9.5VL6A	3.7P-14VH6A	5.5P-14VH6A	7.5P-14VH6A
Motor Nominal Output	kW	0.75	1.5	2.2	3.7	3.7	5.5	7.5
Power Source	PH	3						
Max. Discharge Pressure	MPa	0.93				1.37		
Air Capacity	L/min	80	165	265	440	400	550	760
Air Tank Volume	L	92	150	170	170	230		
Air Outlet	—	1/4B×1			3/8B×1	3/8B×1		3/4B×1
Standard Accessories	—	Pressure Gauge, Safety Valve, Hose Joint, Belt Cover, Silencer, Stop Valve						
External Dimensions(W×D×H)	mm	1,286×376×804	1,470×435×901	1,775×435×808	1,775×448×923	1,624×525×1,007	1,624×566×1,015	1,624×590×1,090
Weight	kg	75	97	123	140	223	262	295

Specifications (Vertical Tank Mount Type)

Control Method		Pressure Switch Control		
Model		3.7P-12.5 (14) V5A	5.5P-12.5 (14) V5A	7.5P-12.5 (14) V5A
Item · Unit		3.7P-12.5 (14) V6A	5.5P-12.5 (14) V6A	7.5P-12.5 (14) V6A
Motor Nominal Output	kW	3.7		5.5
Power Source	PH	3		
Max. Discharge Pressure	MPa	1.23 (1.37)		
Air Capacity	L/min	400		550
Air Tank Volume	L	300		
Air Outlet	—	3/4B×1		
Standard Accessories	—	Pressure Gauge, Safety Valve, Hose Joint, Belt Cover, Silencer, Stop Valve		
External Dimensions (W×D×H)	mm	957×590×1,732		1,025×611×1,734
Weight	kg	420		450

Note: 1. Use the compressor at a place where ambient temperature is 0 (at which there is no freeze of drain water) to 40°C.
2. The capacity of compressed air is the amount of air discharged under the maximum pressure converted in terms of air suction (atmospheric pressure, ambient temperature 20°C, humidity 60%).
3. Hitachi air compressors are not designed, intended or approved for breathing air applications.

BEBICON OIL

Hitachi BEBICON OIL is high performance lubricating oil which is specially developed for Hitachi BEBICON compressors. To maximize Energy-Saving effects, prevent performance degradation and protect BEBICON compressors from trouble or breakdown, it is necessary to use Hitachi genuine BEBICON OIL as the ONLY lubricating oil during maintenance.

Genuine Parts

Hitachi genuine parts must be used when maintaining a Hitachi BEBICON compressor, to keep your BEBICON compressor from trouble or breakdown.





OIL FREE Scroll Air Compressor (1.5–33kW)

Low Noise, Low Vibration, High Reliability.
Space Saving, Energy Saving with Multi-Drive Control.



SRL-2.2DMNA



SRL-5.5ME5A

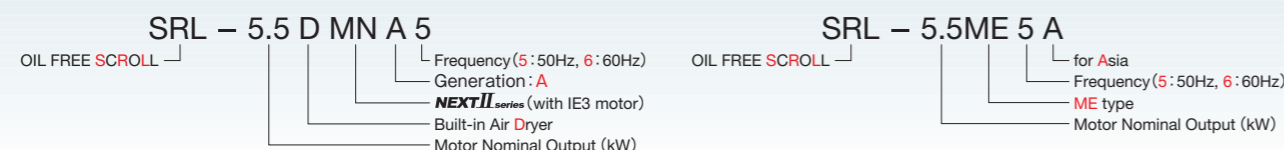


SRL-7.5ME5A



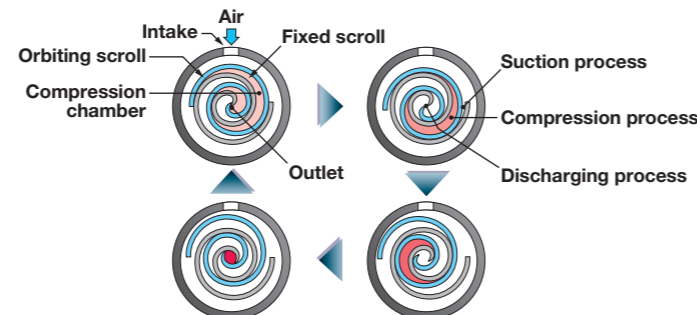
SRL-22ME5A

Model Nomenclature




Scroll Compression Principle

- Compressor sucks air through air inlet located at outer scroll.
- Compression chamber goes smaller with rotary movement and trapped air is compressed.
- Compression chamber becomes minimum volume at the center of the scroll and air is pumped out through air outlet located at the center of scroll.
- These, suction, compression & discharging, process is repeated continuously.



Low Noise, Low Vibration

- Noise level is only 45dB [A] that is like in the library (1.5kW)
- For example: Pencil on the top roof keeps standing during operation.



Easy to Use

Few Daily Check items and Easy to Check, Total Cost Saving

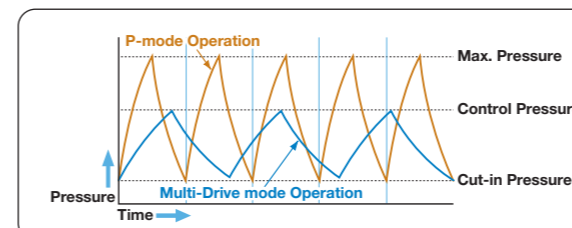
- No need to change oil and separate the oil from drain. No need to install oil mist filter as well.*
- Well-designed structure utilizes easy maintenance of draining and cleaning of suction filters.

* In case that the suction air is thought to contain oil, it is necessary to install oil mist filter.

Energy-Saving with Multi-Drive Control

Multi-Drive control method is added to the conventional Pressure Switch Control method. It is also possible to easily change between Multi-Drive control and Pressure Switch control by operation of switch button.

Under Multi-Drive control mode, the operation of SRL heads is modified automatically responding to the need of air. Optimized operation which can keep the necessary pressure is possible.



P-Mode:

Same as conventional Pressure Switch Control method, if the pressure reaches max pressure, the operation of compressor will stop. When the pressure decreases to the cut-in pressure, the operation of compressor will restart.

Multi-Drive Mode:

The operation of compressor is automatically controlled to keep the pressure around necessary pressure (control pressure). Unnecessary power consumption is prevented by avoiding the pressure to reach max pressure. So, energy-saving is possible.

Specifications (Built-in Air Dryer Model)

Control Method		P-Mode				Multi-Drive Mode / P-Mode			
Model		SRL-1.5DMNA5	SRL-2.2DMNA5	SRL-3.7DMNA5	SRL-5.5DMNA5	SRL-7.5DMNA5	SRL-11DMNA5	SRL-15DMNA5	SRL-22DMNA5
Item · Unit		SRL-1.5DMNA6	SRL-2.2DMNA6	SRL-3.7DMNA6	SRL-5.5DMNA6	SRL-7.5DMNA6	SRL-11DMNA6	SRL-15DMNA6	SRL-22DMNA6
Motor Nominal Output	kW	1.5	2.2	3.7	5.5	7.7	11	16.5	22
Max. Discharge Pressure	MPa	0.8	0.8(1.0)	0.8(1.0)				0.8(1.0)	
ON-OFF Control Pressure	MPa	0.65 – 0.8				0.65 – 0.8 (0.8 – 1.0)			
Air Capacity	L/min	170	255(200)	425(345)	640(500)	890(700)	1,280(1,000)	1,920(1,500)	2,560(2,000)
Dew Point of Outlet Air	°C		(under pressure) 15 or below				(under pressure) 10 or below		
Ambient Temperature	°C					5 – 40			
Starting Method	—					Direct			
Air Tank Volume	L	18	24	24 (necessary for extra air receiver tank)					
Air Outlet	—		Rc3/8(stop Valve)×1			Rc3/4×1			Rc1×1
External Dimensions(W×D×H)	mm	680×620×1,030	750×715×1,150			980×660×1,450	1,280×770×1,450		1,360×925×1,930
Weight	kg	144	158	200	234	353	397	576	799
Noise Level	dB[A]	45	46	47	50	53	56	58	61

Without Air Dryer Model

Control Method		P-Mode				Multi-Drive Mode / P-Mode			
Model		SRL-1.5ME5A	SRL-2.2ME5A	SRL-3.7ME5A	SRL-5.5ME5A	SRL-7.5ME5A	SRL-11ME5A	SRL-15ME5A	SRL-22ME5A
Item · Unit		SRL-1.5ME6A	SRL-2.2ME6A	SRL-3.7ME6A	SRL-5.5ME6A	SRL-7.5ME6A	SRL-11ME6A	SRL-15ME6A	SRL-22ME6A
Motor Nominal Output	kW	1.5	2.2	3.7	5.5	7.7	11	16.5	22
Max. Discharge Pressure	MPa	0.85	0.85(1.0)	0.85	0.85(1.0)			0.80(1.0)	
ON-OFF Control Pressure	MPa		0.65 – 0.85 (0.8 – 1.0)				0.65 – 0.8 (0.8 – 1.0)		
Air Capacity	L/min	160	240(200)	400	600(500)	880(700)	1,260(1,000)	1,890(1,500)	2,520(2,000)
Ambient Temperature	°C					0 – 40			
Starting Method	—					Full-Voltage Starting			
Air Tank Volume	L	18	24	24 (necessary for extra air receiver tank)					
Air Outlet	—		Rc3/8(stop Valve)×1			Rc3/4×1			Rc1 1/2×1
External Dimensions(W×D×H)	mm	680×640×1,030	750×715×1,070			980×660×1,190	1,280×770×1,450	1,330×880×1,900	1,360×1,030×1,670
Weight	kg	119	129	175	184	315(312)	350(344)	515(506)	720(708)
Noise Level	dB[A]	45	46	47	50	57	59	61	61

- Note:
- Air capacity is converted value at its inlet condition. For guaranteed values, contact your nearest dealer or Hitachi local representative office.
 - Air capacity from the air dryer is about 3% to 5% less than the one from the compressor due to the drain condensation.
 - Noise level is measured at 1.5m front under full-load operation in an anechoic room. Noise level might be increased due to different operating conditions and / or environments with echo of actual field installations.
 - If the air dryer operates at the same time, the noise level may be enlarged by 1 to 2 dB [A].
 - It is necessary to install an air receiver tank for 5.5kW or above models to reduce ON-OFF frequency. For 3.7kW or lower models, it is also recommended to install a separate air receiver tank.
 - It is necessary to install an air receiver tank with volume of 150L or above (7.7/11/16.5kW

- model), 230L or above (22/30/33kW). When using P-mode, it is also recommended to install an air receiver with volume of 230L or above (7.7/11/16.5kW model), 430L or above (22/30/33kW).
- External dimensions indicate the package panel ONLY, NOT including protruding objects as discharge outlet.
- Outlet air dew point is measured under the ambient temperature of 30°C.
- Ambient temperature must be between 0 (at which there is no freeze of drain water) and 40°C.
- 1.0MPa model is optional.
- Some of the models may NOT be available in Singapore, Malaysia and China (Mainland) due to the pressure vessel regulations.
- For details, contact your nearest dealer or Hitachi local representative office.
- Hitachi air compressors are not designed, intended or approved for breathing air applications.



Package BEBICON (0.75–15kW) - Powered by Premium Efficiency Motor (IE3)

Model change to **NEXT** series is complete
for Package BEBICON (1.5–15kW).



POD-7.5MNB

POD-11MNB

POD-15MNB

Model Nomenclature

POD – 7.5 MNB 5

- Frequency (5: 50Hz, 6: 60Hz)
- Generation: B
- NEXT series (with IE3 motor)
- M: M type
- Motor Nominal Output (kW)
- Built-in Air Dryer
- O: Oil-free
- B: Oil-lubricated
- Package Type

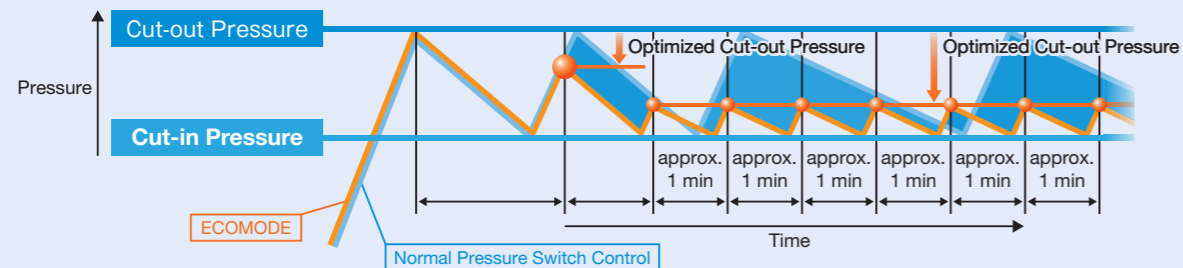
POD – 0.75 PSJ 5

- Frequency (5: 50Hz, 6: 60Hz)
- PSJ/PGS/PSC: Single Phase
- PP: Three Phase (with IE3 motor)
- Motor Nominal Output (kW)
- Built-in Air Dryer
- O: Oil-free
- B: Oil-lubricated
- Package Type

M type

New [ECOMODE] Control, Further Energy-Saving

Optimized cut-out pressure is automatically controlled by monitoring the condition of air delivery. Energy-saving can be obtained by cutting the unnecessary compression.



Energy Saving, Oil-free Air Supply, Low Noise Level*

* In case of low rotation speed.

V type

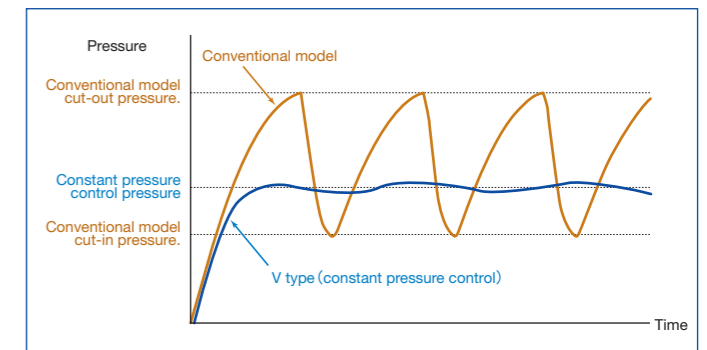
Model Nomenclature

- POD – 7.5 VNB
- Package Type
 - Oil-free
 - Built-in Air Dryer
 - Generation: B
 - NEXT series (with IE3 motor)
 - Inverter Type
 - Motor Nominal Output (kW)

Features

Constant Pressure Control

Energy-Saving is possible under constant pressure control, as it can supply air at minimum pressure as required. Pressure of discharge air can be controlled within $\pm 0.03\text{MPa}$ of setting pressure. Setting pressure can be adjusted within $\pm 0.01\text{MPa}$ at control panel. Moreover, in case that air consumption is extremely low, operation may stop at maximum pressure.



Sophisticated operating sound with inverter

Inverter soft start reduces the starting noise. Low speed operation sound is 5 dB [A] lower than normal speed operation sound.

New operation panel

Machine will automatically show required oil or filter or overhaul changes on the operation panel.



Abnormal vibration detection function (Oil-Free type 5.5-15kW only)

This function helps to detect abnormalities in machine to prevent any serious damage.



External input / output terminal and Hitachi BEBICON ROLLER (BR-1M) for Oil-Free type 5.5-15kW are equipped as standard.



Package BEBICON (0.75–15kW)

- Powered by Premium Efficiency Motor (IE3)

Specifications

Package OIL FREE BEBICON with Built-in Air Dryer

Control Method		Pressure Switch Control				ECOMODE/PUSC (possible for conversion)					
Item · Unit	Output Model	kW	0.75		1.5	2.2	3.7	5.5	7.5	11	15
	—	POD-0.75PSJ5 POD-0.75PSJ6	POD-0.75PP5 POD-0.75PP6	POD-1.5MNB5 POD-1.5MNB6	POD-2.2MNB5 POD-2.2MNB6	POD-3.7MNB5 POD-3.7MNB6	POD-5.5MNB5 POD-5.5MNB6	POD-7.5MNB5 POD-7.5MNB6	POD-11MNB5 POD-11MNB6	POD-15MNB5 POD-15MNB6	
Max. Discharge Pressure (ON-OFF Control Pressure)	MPa	0.93 (0.78 – 0.93)								0.85 (0.70 – 0.85)	
Air Capacity	L/min	75			165	240	405	605	875	1,280	1,700
Dew-Point of Outlet Air	°C	(under pressure) 15 or below									
Power Source	PH	1	3	3							
Starting Method	—	Full-Voltage Starting			Full-Voltage Starting (with unloader-restart)						
Air Outlet	—	G1/4 Stop Valve×1 (Internal Diameter of Rubber Hose φ6)			Rc3/8 Stop Valve×1 (Internal Diameter of Rubber Hose φ12)			Rc1/2 Stop Valve×1 (Internal Diameter of Rubber Hose φ12)			Rc1 Stop Valve×1
Built-in Air Tank Volume	L	30			35			32			
Recommended Air Tank Volume (additional)	L	—			38	55	95	150	230	280	430
External Dimensions (W×D×H)	mm	640×537×1,137			745×620×1,150		850×680×1,180	850×805×1,440		1,302×945×1,400	1,353×945×1,400
Weight	kg	129	123	159	177	213	329	342	485	555	
Noise Level	dB[A]	52		55		57	58	59	62	66	

Package OIL FREE BEBICON

Control Method		Pressure Switch Control			ECOMODE/PUSC (possible for conversion)						
Item · Unit	Output Model	kW	0.75		1.5	2.2	3.7	5.5	7.5	11	15
	—	—	PO-0.75PGS5 PO-0.75PGS6	PO-0.75PP5 PO-0.75PP6	PO-1.5MNB5 PO-1.5MNB6	PO-2.2MNB5 PO-2.2MNB6	PO-3.7MNB5 PO-3.7MNB6	PO-5.5MNB5 PO-5.5MNB6	PO-7.5MNB5 PO-7.5MNB6	PO-11MNB5 PO-11MNB6	PO-15MNB5 PO-15MNB6
Max. Discharge Pressure (ON-OFF Control Pressure)	MPa	0.93 (0.78 — 0.93)							0.85 (0.70 — 0.85)		
Air Capacity	L/min	75			165	240	405	605	875	1,280	1,700
Power Source	PH	1 3			3						
Starting Method	—	Full-Voltage Starting			Full-Voltage Starting (with unloader-restart)						
Air Outlet	—	G1/4B Stop Valve×1 (Internal Diameter of Rubber Hose φ6)			Rc3/8 Stop Valve×1 (Internal Diameter of Rubber Hose φ12)			Rc1/2 Stop Valve×1 (Internal Diameter of Rubber Hose φ12)			Rc1 Stop Valve×1
Built-in Air Tank Volume	L	30			35			32			
Recommended Air Tank Volume (additional)	L	—			38	55	95	150	230	280	430
External Dimensions(W×D×H)	mm	640×537×867			745×620×960		850×680×1,020	850×805×1,230		1,050×945×1,400	
Weight	kg	106	100		133	151	185	288	306	428	484
Noise Level	dB[A]	52			55		57	58	59	62	66

Package Oil-lubricated BEBICON with Built-in Air Dryer

Control Method		Pressure Switch Control		ECOMODE/PUSC (possible for conversion)						
Item · Unit	Output Model	0.75		1.5	2.2	3.7	5.5	7.5	11	
	—	PBD-0.75PSJ5 PBD-0.75PSJ6	PBD-0.75PP5 PBD-0.75PP6	PBD-1.5MNB5 PBD-1.5MNB6	PBD-2.2MNB5 PBD-2.2MNB6	PBD-3.7MNB5 PBD-3.7MNB6	PBD-5.5MNB5 PBD-5.5MNB6	PBD-7.5MNB5 PBD-7.5MNB6	PBD-11MNB5 PBD-11MNB6	
Max. Discharge Pressure (ON-OFF Control Pressure)	MPa	0.93 (0.74 – 0.93)		0.93 (0.78 – 0.93)						
Air Capacity	L/min	80		165	265	440	630	840	1,200	
Dew-Point of Outlet Air	°C	(under pressure) 15 or below								
Power Source	PH	1	3	3						
Starting Method	—	Full-Voltage Starting		Full-Voltage Starting (with unloader-restart)						
Air Outlet	—	G1/4B Stop Valve×1 (Internal Diameter of Rubber Hose φ 6)		Rc3/8 Stop Valve×1 (Internal Diameter of Rubber Hose φ 12)		Rc1/2 Stop Valve×1 (Internal Diameter of Rubber Hose φ 12)				
Built-in Air Tank Volume	L	30		35		32				
Recommended Air Tank Volume (additional)	L	—		38	55	95	150	230	280	
External Dimensions (W×D×H)	mm	640×537×1,137		745×620×1,150		850×680×1,180		850×805×1,440		
Weight	kg	117	105	151	174	210	321	350	474	
Noise Level	dB[A]	52		53		56		59		

Package Oil-lubricated BEBICON

Control Method		Pressure Switch Control		ECOMODE/PUSC (possible for conversion)						
Item · Unit	Output Model	0.75		1.5	2.2	3.7	5.5	7.5	11	
	—	PB-0.75PSC5 PB-0.75PSC6	PB-0.75PP5 PB-0.75PP6	PB-1.5MNB5 PB-1.5MNB6	PB-2.2MNB5 PB-2.2MNB6	PB-3.7MNB5 PB-3.7MNB6	PB-5.5MNB5 PB-5.5MNB6	PB-7.5MNB5 PB-7.5MNB6	PB-11MNB5 PB-11MNB6	
Max. Discharge Pressure (ON-OFF Control Pressure)	MPa	0.93 (0.74 – 0.93)		0.93 (0.78 – 0.93)						
Air Capacity	L/min	80		165	265	440	630	840	1,200	
Power Source	PH	1	3	3						
Starting Method	—	Full-Voltage Starting		Full-Voltage Starting (with unloader-restart)						
Air Outlet	—	G1/4B Stop Valve×1 (Internal Diameter of Rubber Hose ϕ6)		Rc3/8 Stop Valve×1 (Internal Diameter of Rubber Hose ϕ12)			Rc1/2 Stop Valve×1 (Internal Diameter of Rubber Hose ϕ12)			
Built-in Air Tank Volume	L	30		35			32			
Recommended Air Tank Volume (additional)	L	—		38	55	95	150	230	280	
External Dimensions(W×D×H)	mm	640×537×867		745×620×960		850×680×1,120	850×805×1,230		1,050×945×1,400	
Weight	kg	88	82	125	149	182	280	313	417	
Noise Level	dB[A]	52		53		56		59		

- Note: 1. Air capacity is converted volume at its inlet condition (atmospheric pressure ambient temperature 20°C, humidity 60%). For guaranteed values, contact your nearest dealer or Hitachi local representative offices.
2. [ECOMODE] is set as default control method for **NEXTSeries** when shipment.
3. Control pressure (ON-OFF) is default pressure set when shipment. When [ECOMODE] is selected, control pressure (OFF) may decrease due to condition.
4. Air capacity of built-in dryer model may decrease by 3-5% when drain condensates.
5. Noise level is measured value at a distance of 1.5m from the unit in an anechoic room at full load operation.
Noise level might be increased due to different operating conditions and / or environments with echo of actual field installations.
6. Noise level may increase by 1-2dB[A] when refrigerant air dryer operates.
7. Ambient temperature must be between 0 to 40°C. (for built-in air dryer model, 5-40°C at which no freeze of drain water)
8. Dew point of outlet air is under ambient temperature of 30°C. at Max. Discharge Pressure.
9. External dimension shows the dimension of panels. It does NOT include protruding objects such as stop valve.

10. Do NOT use wiring thinner than the regulation or long wiring which causes the voltage drop of 2% or more during operation.
Do NOT use power source with change in voltage or power generator.
11. BEBICON OIL is filled when shipment for package BEBICON (oil-lubricated). Do confirm there is appropriate volume of BEBICON OIL filled before operation.
MUST use BEBICON OIL as the only lubricant oil.
12. To fully utilize the Energy-Saving effect of ECOMODE and realize energy efficient operation, it is recommended to secure piping and existing air receiver tank with recommended volume or above, or install separate air receiver tank. If sufficient volume for air accumulation can not be secured, operation will be under [PUSC] control even if [ECOMODE] is set due to the short operation cycle.
13. Rust-proof air dryer is available as an option.
14. It is necessary to install an air receiver tank with volume of 230L or above for PO(D)-15kW model.
15. Hitachi air compressors are not designed, intended or approved for breathing air applications.

Specifications

Inverter Controlled V-type Package OIL FREE BEBICON with Built-in Air Dryer

Control Method		Inverter (Automatic switch between constant pressure control and pressure switch control)				
Item · Unit	Output Model	kW	5.5	7.5	11	15
	—	—	POD-5.5VNB	POD-7.5VNB	POD-11VNB	POD-15VNB
Max. Discharge Pressure	MPa		0.93		0.85	
Air Capacity under constant pressure control (at initial setting)	L/min		630 (@0.81MPa)	910 (@0.73MPa)	1,335 (@0.73MPa)	1,770 (@0.73MPa)
Range of Constant Pressure Control	MPa		0.58 - 0.86		0.58 — 0.78	
Dew-Point of Outlet Air	°C		(under pressure) 15 or below			
Starting Method	—		Inverter			
Air Outlet	—		Rc1/2 Stop Valve×1 (Internal Diameter of Rubber Hose ϕ 12)			Rc1 Stop Valve×1
Built-in Air Tank Volume	L		32			
Necessary Air Tank Volume (additional)	L		150 or above		230 or above	
External Dimensions (W×D×H)	mm		850×805×1,440		1,302×945×1,400	1,552×945×1,400
Weight	kg		343	356	506	602
Noise Level	dB[A]		58	59	62	66

- Note: 1. Air capacity under constant pressure control may vary down to 40% of the above value due to variable speed control in case that air consumption is low.
Operation when air capacity is about 40% will stop at operation pressure in case that the pressure of air receiver tank rises.
In case that compressor operates for more than 1 min, operation will stop at cut-in pressure+0.06MPa.
2. Air capacity of built-in dryer model may decrease by 3-5% when drain condensates.
3. Noise level is measured value at a distance of 1.5m from the unit in an anechoic room at full load operation.
Noise level might be increased due to different operating conditions and / or environments with echo of actual field installations.
4. Noise level may increase by 1-2dB[A] when refrigerant air dryer operates.
5. Ambient temperature must be between 5 - 40°C at which no freeze of drain water.
6. Dew point of outlet air is under ambient temperature of 30°C.
7. External dimension shows the dimension of panels. It does NOT include protruding objects such as stop valve.
8. Do NOT use wiring thinner than the regulation or long wiring which causes the voltage drop of 2% or more during operation.
Do NOT use power source with change in voltage or power generator.
9. For V-type, it is necessary to install a vertical air receiver tank with necessary volume.
10. Rust-proof air dryer is available as an option.
11. Hitachi air compressors are not designed, intended or approved for breathing air applications.

Hitachi BEBICON ROLLER (BR-1M)



BR-1M

- **Newly developed Energy-Saving Control**
Loaded with Energy-Saving Multi Control, it is possible to control the connected BEBICONs under the latest Energy-Saving Control.
- **Response to Inverter Controlled Package OIL FREE BEBICON and Multi-Drive SRL**
Further energy-saving is possible when connected with high energy-saving models such as inverter controlled package OIL FREE BEBICON or multi-drive SRL.
- **Possible to control up to 8 units**
8 units of BEBICONs at maximum can be controlled by linking 2 units of BEBICON ROLLERS.
- **Various Functions**
Automatic restart after power failure, back-up function, leveling operation hour etc is available. Detailed and direct setting of control pressure is possible.

Specifications

Item	Content	
Applicable Compressor Model	BEBICON, OIL FREE BEBICON, Package (OIL FREE) BEBICON Inverter Controlled Package OIL FREE BEBICON OIL FREE Scroll Compressor (Multi-Drive)	
Controllable Number of Units	Max. 4 (Up to 8 by linking 2 units of BR-1M)	
Control Mode	Energy-Saving Multi Control	
Function	Automatic Restart after Power Failure, Rotary Start, Back-up Leveling Operation Hour, Switching to Conventional Control Mode	
Input	Remote Operation, Compressor General Abnormal Input, Link Input	
Output	Compressor Operation, Load Reduction when Starting, External Control, Mode Control Alarm Output, General Abnormal Output, Operation Answer, Link Output	
Contact Specification	Resistance Load(COS φ =1) AC250V 5A	Minimum Application Load DC5V 10mA
	Induction Load(COS φ =0.4) AC250V 1.5A	
Control Pressure	0.2 – 1.4 MPa	
Power Source	Single Phase 100 – 220V (50/60Hz)	
Power Capacity	10VA	
External Dimension (W×D×H)	350×120×300 mm	
Ambient Temperature・Humidity	0~40℃・85%	
Pressure Pipe Connection Port	Rc1/4	
Terminal Screw Size	M3	
Weight	6kg	

- Note: 1. BR-1M is dedicatedly designed for Hitachi BEBICON unit control. Do NOT connect BR-1M with compressor of other brands.
2. It is necessary to install an air receiver tank.
3. It is necessary to install a magnetic switch if the compressor is not equipped with one.
4. About Energy-Saving Multi control, some models may NOT be applicable. For details, contact your nearest dealer or Hitachi local representative office
5. Pressure which is over the max pressure of the compressor connected can not be used.
6. In case of connecting with reciprocating BEBICON which has load reduction function, it is not possible to use below cut-in pressure of 0.54MPa.
7. In the case of connecting with package oil-lubricated BEBICON, an optional PCB with external I/O is recommended.



**To know more about
Hitachi Air Compressors**

South East Asia, Taiwan, and China

South East Asia

Singapore

Hitachi Asia Ltd.
(Industrial Components & Equipment Group)
No.30, Pioneer Crescent
#10-15, West Park Bizcentral
Singapore 628560
TEL : +65-6305-7400
FAX : +65-6305-7401

Viet Nam

Hitachi Asia Ltd.
(Ho Chi Minh City Office)
4th Floor, The Landmark, 5B Ton Duc
Thang Street District 1, Ho Chi Minh City
TEL : +84 (8) 3829-9725
FAX : +84 (8) 3829-9729
(Ha Noi Office)
Room 2301, 23th West, Lotte Center,
54 Lieu Giai street, Cong Vi ward,
Ba Dinh district, Hanoi
TEL : +84 (4) 3933-3123
FAX : +84 (4) 3933-3125

Thailand

Hitachi Asia (Thailand) Co., Ltd.
12th Floor, Ramaland Bldg., No.952 Rama IV
Road, Bangrak, Bangkok 10500, Thailand
TEL : +66 (2) 632-9292
FAX : +66 (2) 632-9299

Indonesia

PT Hitachi Asia Indonesia
Menara BCA 38th Floor Suite #3804 &
3805 Jl. M. H Thamrin No.1, Jakarta
10310, Indonesia
TEL : +62 (21) 2358-6757
FAX : +62 (21) 2358-6755

Malaysia

Hitachi Asia (Malaysia) Sdn Bhd
Suite 17.3, Level 17, Menara IMC
No.8 Jalan Sultan Ismail, 50250
Kuala Lumpur, Malaysia
TEL : +60 (3) 2031-8751
FAX : +60 (3) 2713-2855

Philippines

Hitachi Asia Ltd. Philippine Branch
Unit 8, 11th Floor Zuellig Bldg.,
Makati Avenue corner Paseo de Roxas
Makati City, Philippines 1225
TEL : +632 886-9018
FAX : +632 887-3794

Taiwan

Taiwan Hitachi Asia Pacific Co., Ltd
3rd Floor, No. 167, Tun Hwa N. Road,
Hung-Kuo Building, Taipei 10512, Taiwan
TEL : +886 (2) 2718-3666
FAX : +886 (2) 2514-7664

China

Hitachi Industrial Equipment Systems
(China) Co., Ltd.
(Shanghai Branch)
Room2201,Rui Jin Building,No.205
Maoming Road(S) Shanghai 200020
TEL : +86 (21) 5489-2378
FAX : +86 (21) 3356-5070

(Beijing Branch)

Room1420, Beijing Fortune Building,
No.5 Dong San Huan Bei Road,
Chao Yang District, Beijing 100004
TEL : +86 (10) 6590-8180
FAX : +86 (10) 6590-8189

(Guangzhou Branch)

Room 3003, HNA Tower,
No.8 Linhe Road(M),
Tianhe District,Guangzhou 510610,China
TEL : +86 (20) 3877-0438
FAX : +86 (20) 2735-3820

Hitachi Industrial Equipment Systems
(Hong Kong) Co., Ltd.
8/F,Building 20E,Phase 3,Hong Kong
Science Park,Pak Shek Kok,
New Territories,Hong Kong
TEL : +852 2735-9218
FAX : +852 2735-6793

Hitachi Industrial Equipment Systems Co.,Ltd.

For further information, please contact your nearest sales representative.



Contact us in South East Asia



Contact us in other regions

Caution

- Follow the instructions described in the instruction manual. For details, contact your nearest Hitachi representative office.
- Do NOT use the air compressors to compress any gas other than air.
- Hitachi air compressors are not designed, intended or approved for breathing air applications.
- Do NOT modify the air compressor or its components.
- Be aware of the limitation of max pressure due to altitude of installation. For details, contact your nearest Hitachi representative office.
- Product appearances and specifications in this catalog are subject to change with or without notice, as Hitachi continues to develop the latest technologies and products for its customers.